

Workbook

1



Enriched Edition

Roots and Wings

A Unique Foundation Course in English Language & Literature

J K GANGAL

M.A. (Eng. Lit.), M.Ed., Splt. in T.E.S.L. (UK)
ELT Expert & Director, CCHRD (India)

MADHULIKA SINGH

M.A. (English), M.A. (Education), B.Ed., PhD (English)



SRIJAN PUBLISHERS P. LTD.

An ISO 9001:2015 company

Contents

1	Fun with Grandparents	5
2	My Birthday Gift	11
3	Yummy Food	18
4	A New Friend	25
5	Kind Meena	31
6	Little Red Hen	37
7	The Bear and Two Friends	41
8	Sona and her Friends	49
9	Jimmy has a Robot	57



DETAILED CONTENTS

Unit	Reading	Functional Grammar	Vocabulary	Writing	Activity
1. Fun with Grandparents	MCQs, factual inferential, comprehension	Sentences	Synonyms	Missing letters, completing sentences	Pasting a photograph
2. My Birthday Gift	MCQs, factual inferential, comprehension	Nouns—proper and common, one and many	Missing letters	Making sentences	Colouring pictures
3. Yummy Food	MCQs, factual inferential, comprehension	Describing words (Adjectives)	Antonyms, finding 'ee' words in the word grid	Picture-based writing, using describing words	Colouring pictures
4. A New Friend	MCQs, factual inferential, comprehension	Pronouns	Missing letters, adding matching words	Writing sentences with pronouns	—
5. Kind Meena	MCQs, factual inferential, comprehension	Verbs	Word wheel, replacing first letter of words to form new words	Combining sentences into a paragraph	—
6. Little Red Hen	MCQs, factual inferential, comprehension	'Is', 'am', 'are', 'has', 'have'	Antonyms, missing letters, writing sentences	Writing sentences with action words	—
7. The Bear and Two Friends	MCQs, factual inferential, comprehension	Using 'am', 'is', 'are' + action words + ing, using '-ed' words	Missing letters, names of places	Completing sentences about one's best friends with aid	Collecting and pasting pictures

Unit	Reading	Functional Grammar	Vocabulary	Writing	Activity
8. Sona and her Friends	MCQs, factual inferential, comprehension	Use of 'a' and 'an', position words (prepositions)	Missing letters for names of animals, rearranging jumbled letters to form words, synonyms	Writing sentences about favourite dishes for breakfast	Drawing and colouring picture of a pet
9. Jimmy has a robot	MCQs, factual inferential, comprehension	Joining words (conjunctions), adverbs	Compound words, forming new words with letters of the given words	Writing sentences about a picture	Colouring a picture

1

Fun with Grandparents

SECTION A

Reading Comprehension

Read the given passage carefully.

My name is Rakesh. I live with my parents in Delhi. My grandparents live in Mumbai. We often go to visit them during my summer or winter vacation. We usually go by train to Mumbai. I am always very excited when I go to see my grandparents. We have a lot of fun together.

My grandfather is 70 years old. He is very fit and active. He gets up early in the morning and goes for a walk in the park. He also does yoga and spends his time in prayer. My grandfather plays ludo and carrom with me.

My grandmother is a great cook. She prepares many tasty dishes for me. She also makes different types of sweets which I like very much. Before I go to bed at night, she reads me a story.

My grandparents like to travel. So we visit different places whenever I am in Mumbai. We enjoy the sights and eat the local food.

I love my grandparents a lot.

A Tick (✓) the correct option.

1. Where do Rakesh's grandparents live?

(a) Delhi

(b) Mumbai

(c) Chennai

(d) Kolkota

2. Rakesh's grandfather is
- (a) 55 years old. (b) 60 years old.
(c) 65 years old. (d) 70 years old.
3. Early in the morning, Rakesh's grandfather
- (a) eats his breakfast.
(b) has tea.
(c) goes for a walk in the park.
(d) reads the newspaper.
4. Rakesh's grandmother is a great
- (a) cook.
(b) singer.
(c) painter.
(d) writer.
5. Rakesh's grandparents like to
- (a) play.
(b) travel.
(c) watch TV.
(d) sleep.

B Fill in the blanks with suitable words from the brackets.

1. Rakesh and his parents usually go to Mumbai by _____. (car/train)
2. Rakesh is always very _____ when he goes to see his grandparents. (excited/bored)
3. He loves his _____ very much. (friends/grandparents)

C Answer the following questions briefly.

1. What games does Rakesh's grandfather play with him?
2. How do Rakesh and his grandparents enjoy themselves when they travel?

D Match the group of words in the two columns.

Column A

1. Rakesh and his family often visit
2. Rakesh's grandmother makes
3. Rakesh's grandfather
4. Rakesh loves

Column B

- (a) his grandparents very much.
- (b) his grandparents in Mumbai.
- (c) different types of sweets for him.
- (d) plays ludo and carrom with him.

SECTION B

Grammar Spotlight

Sentences

A sentence is a group of words that makes complete sense. A sentence begins with a capital letter and usually ends with a full stop.

Example: It rained yesterday.

A Identify the sentences in the following groups of words. Tick (✓) the sentence.

1. Ritu my classmate
Ritu is my classmate.
2. Richa your classmate.
Richa is your classmate.

<input type="checkbox"/>
<input type="checkbox"/>
<input type="checkbox"/>
<input type="checkbox"/>

B Complete the following sentences by filling in the appropriate words from the box.

capital complete question full stop

1. A sentence gives _____ meaning.
2. It begins with a _____ letter.

3. It ends with a _____.

4. The sentence asking a question ends with a _____ mark.

C Put a tick (✓) against the groups of words that give complete meaning. Put a cross (X) against the groups of words that do not.

1. I new book have

2. he no has friends.

3. She is a teacher.

4. he by school bus school to goes

5. My friends play football in the evening.

D There are 26 letters in the English alphabet. Write both capital letters and small letters in the space provided.

1. Capital letters _____

2. Small letters _____

E Fill in the blanks with the appropriate words to complete the sentences. Select the words from the box.

capital full stop together letters sentence

We form words by joining _____. These words are joined _____ to make a _____. A sentence begins with a _____ letter and ends with a _____ in a statement.

SECTION C

Vocabulary

A Match the words under Column A with the words under Column B with similar meanings.

Column A

1. school
2. line
3. bus
4. children
5. father and mother

Column B

- (a) students
- (b) parents
- (c) institution
- (d) queue
- (e) van

SECTION D

Writing

A Fill in the missing letters to complete the following words.

1. ch__ld__e__
2. gr__nd__at__er
3. m__t__er
4. si__t__r
5. br__t__er
6. fat__e__




7. l__v__ 8. me__b__rs 9. f__m__ly
10. te__c__ __r 11. d__c__o__ 12. h__m__

B Write three sentences about your mother or father. Use a capital letter to begin your sentence and a full stop to end it.

1. _____
2. _____
3. _____

C Paste a photograph of your family members here. Also, write their names and relation with you in the space provided.



1. _____
2. _____
3. _____
4. _____
5. _____
6. _____

SECTION A


Reading Comprehension

Read the following story carefully.

Mango is known as the 'King of Fruits'. It is also the national fruit of India. Mangoes are of different shapes, colours and sizes. There are more than 100 varieties of mangoes that grow in India.

Mangoes are used to make jam, juice, ice cream, milkshake, pickle and many other things.

Mangoes taste sweet. They are very good for health. They are rich in vitamins. Even when a mango tree grows old, it bears fruits. Mango seeds are often used for making soaps. Mango leaves are used for making some medicines also.



Some popular varieties of mangoes are Dasehri, Safeda, Neelam, Alphonso and Kesar.

India is the largest producer of mangoes. An area of land where mango trees are grown is called a mango orchard.



A Tick (✓) the correct option.

1. Mango is known as the King of
(a) Vegetables. (b) Fruits.
2. Mango seeds are after used to make
(a) soaps. (b) juice.
3. Mango trees are grown in large numbers in
(a) apple orchards.
(b) mango orchards.

B Tick (✓) the correct words to complete the sentences.

1. Mango is the national fruit of (India/Nepal).
2. Mangoes are very good for (life/health).
3. (India/America) is the largest producer of mangoes.
4. (Dasehri/Dussehra) is a popular variety of mango.

C Answer the following questions.

1. Name two things that are made from mangoes.
(a) _____ (b) _____
2. Give names of any two varieties of mangoes.
(a) _____ (b) _____

SECTION B

Grammar Spotlight

Naming Words (Nouns)

All naming words are **nouns**.

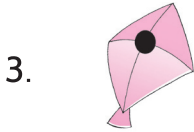
A Look at the pictures and complete their names.



t _ _ ys



z _ _ _



a k _ _ e



a hou _ e



a _ _ n



a w _ m _ _

B Match the naming words in Column A with the pictures in Column B.

Column A

Column B

1. shoes

(a)




2. an elephant

(b)



3. grandmother

(c)



4. a man

(d)



5. a book

(e)



C Look at the naming words (nouns) given below. Colour them with different colours.

- * Red for things
- * Green for animals and birds
- * Blue for persons
- * Purple for places

a doctor	a lion	a cake	a camel
a chair	an uncle	a house	an aunt
a cup	a pencil	a zebra	a market
an elephant	a park	a barber	a shirt
a sparrow	an eraser	a tailor	a fox

One and Many

Common nouns may be one or many, for example, plant (one) → plants (many); dog (one) → dogs (many); girl (one) → girls (many).

We usually add 's' to singular nouns to indicate their plural number.


Examples: pen (singular) → pens (plural); book (singular) → books (plural)

D Write the plurals of the following words.

- | | | | |
|-----------|-------|------------|-------|
| 1. bottle | _____ | 2. chair | _____ |
| 3. pencil | _____ | 4. lion | _____ |
| 5. garden | _____ | 6. cake | _____ |
| 7. house | _____ | 8. table | _____ |
| 9. shirt | _____ | 10. eraser | _____ |

E Mini goes out with her family to eat ice cream. Look at the given picture. Write the correct naming words in the boxes. Use the words given in the box.

grandmother Mini mother an ice-cream seller grandfather a tree




SECTION C

Vocabulary

A Some naming words are friends. We often use them together. Look at the pictures and write the matching names.

1. computer and mous_____





2. table and chair_____

3. butterfly and flower_____



4. bread and butter_____

5. pencil and eraser_____



6. cup and plate_____

SECTION D

Writing

A Complete the following sentences by writing the appropriate naming word in the blank space. Then write the completed sentences below in the space provided.

1. My _____ is the oldest member of my family.

2. My _____ is the youngest member of my family.

3. I _____ my parents and other family members.

4. I respect my _____ and _____.

5. I am proud of my _____.

1. _____

2. _____

3. _____


4. _____

5. _____

B Colour the pictures and write the names.



1. a h _____



2. an i _____ cre _____



3. an umbr _____ ll _____




SECTION A


Reading Comprehension☆☆☆

The teacher reads out the story to the students and directs them to look at the pictures printed in the book.

There lived a big elephant in a small village. Every day, this elephant went with his loving master to a deep river for a bath. On the way, there was an old shop. Here, a kind tailor stitched new clothes. He gave fresh fruits to the elephant every day. One day, the tailor was in a bad mood. When the elephant passed by, the unhappy tailor pricked a sharp needle into his thick trunk. The poor elephant cried in great pain, "Ouch!"

On his return from the river, the angry elephant threw muddy water on the clothes that the tailor was stitching, and made them dirty. The tailor





knew he had hurt the elephant. He gave the elephant a bunch of six bananas. The tailor hugged him and said, "Sorry friend!" The elephant felt happy. The two became good friends again.

A Tick (✓) the correct option.

1. Every day, the elephant went to a
 (a) river. (b) lake.
2. Each day, the kind tailor gave the elephant some
 (a) vegetables. (b) fresh fruits.
3. One day, the tailor pricked the trunk of the elephant with a
 (a) needle. (b) knife.
4. When the elephant's trunk was pricked, he became
 (a) sad. (b) angry.
5. The tailor gave the angry elephant a hug and some
 (a) apples. (b) bananas.

B Give one-word answers to the following questions.

1. Who went to the river with the elephant? _____
2. Who stitched clothes in his shop? _____

3. What was the mood of the tailor like when he pricked the trunk of the elephant? _____
4. What did the angry elephant throw on the clothes that the tailor was stitching? _____

SECTION B

Grammar Spotlight

Describing Words (Adjectives)

All describing words are called adjectives. An adjective tells us something about a common noun.

Examples:

1. The children enjoyed the **tasty** food.
2. Ruhi is a **good** girl.
3. Today was a **sunny** day.

The bold words in the above sentences are describing words or adjectives. In the above examples, the adjectives tell us something about the nouns 'food', 'girl' and 'day'.

A Underline the describing words (adjectives) in the following sentences.

1. This is a big cake.
2. This pink car is ours.
3. That is a black dog.
4. We like sweet apples.
5. Hari always wears a clean uniform.



B Fill in the blanks with suitable describing words (adjectives) from the box, as shown in the example.

white tall big tasty small sweet long green

Example: Ice is cold.

1. Milk is _____.
2. Sugar is _____.
3. Grass is _____.
4. The box is _____.
5. The cake is _____.
6. The rope is _____.
7. The mouse is _____.
8. The coconut tree is _____.

C Fill in the blanks with correct describing words (adjectives) from the brackets. These sentences are from the story given in the 'Reading Comprehension' section.

1. There lived a big elephant in a _____ village. (small, big)
2. The elephant went with his _____ master to a _____ river for a bath. (deep, loving)
3. The _____ tailor pricked a _____ needle into the trunk of the elephant. (unhappy, sharp)
4. The _____ elephant threw _____ water on the clothes that the tailor was stitching. (muddy, angry)
5. The tailor gave the elephant _____ bananas. (six, two)
6. They became _____ friends again. (bad, good)

D Fill in the missing letters to form describing words given in the Help Box.











huge thick dirty good kind thin tall junk angry

1. hu ___ e
2. j ___ nk
3. k ___ nd
4. th ___ c ___
5. t ___ l ___
6. ___ ngry
7. dirt ___
8. g ___ ___ d
9. t ___ i ___


SECTION C

Vocabulary


A Look at the pictures and write the opposites of the given words.

Word		Opposite word	
1. big		_____	
2. cold		_____	
3. _____		dirty	
4. _____		thin	
5. short		_____	

B Colour four words in the word grid that have 'ee'.



D	F	K	L	T	E	Z
A	T	R	E	E	Z	X
M	E	E	T	V	W	V
A	B	C	F	R	E	E
G	R	E	E	N	T	U
B	C	A	E	D	G	F
T	M	A	R	B	F	G
S	B	D	H	R	M	O



SECTION D

Writing

A Imagine you can see the elephant mentioned in the story. Use describing words for the elephant. Fill in the missing letters.

The h _ _ _ elephant had a loving master.

He had t _ _ big ears.

He had a t _ _ _ k.

The elephant liked to eat f _ _ _ h fruits every day.

The u _ _ _ _ _ y tailor pricked a s _ _ _ _ p needle into his thick trunk.

The a _ _ _ _ y elephant threw muddy water on the clothes that the tailor was stitching, and made them dirty.



B Colour the favourite food of the elephant.



SECTION A

Reading Comprehension

Read the following passage carefully.

It is important to be a good neighbour. We should always be caring and ready to help them. We can start by getting to know what they like to eat and do. We should also spend some time with them.

We should invite them sometimes and wish them on special days, such as on birthdays and anniversaries. If we live as friends, we would be happier and feel safer. We should not make a noise while playing or by dragging things on the floor. These small things can help us become good neighbours.



A Tick (✓) the correct option.

1. It is important to be a _____ neighbour.

(a) good

(b) bad



2. How can you become a good neighbour?
(a) You should wish your neighbours on special days.
(b) You should not bother about your neighbours.
3. What helps you to be a good neighbour?
(a) You should make a noise while playing.
(b) You should not make a noise while playing.

B Fill in the blanks with suitable words.

1. We should always be ready to _____ our neighbours.
2. We should spend some _____ with our neighbours.
3. If we live with neighbours as friends, we would feel _____.

SECTION B

Grammar Spotlight

Words used in place of nouns (Pronouns)

All words used in place of naming words (nouns) are called **pronouns**.

Examples: 'I', 'we', 'you', 'he', 'she', 'it', 'they', 'me', 'him', 'her' and 'them' are pronouns. Let us read more about some of them.

Look at the pictures and read aloud the sentences.



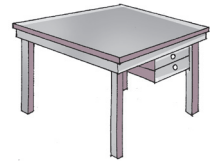
1. This is Vibha. **She** is my friend.

2. This is Mohit. **He** is my cousin.



3. Here are Amit and Gaurav. **They** are close friends.

4. That is a table. **It** is made of wood.



5. Those are girls. **They** are playing kho-kho.

6. **You** are a new student. **I** welcome **you**.



7. **I** am a nurse. **I** take care of the sick people.

The highlighted words in the above sentences are pronouns.

A Pick out the words used in place of naming words and write them in the space provided. The first one has been done for you.

Example: Reema doesn't like coffee. It tastes bitter. _____ **It** _____

1. I like ice cream. It is very tasty. _____




2. The old man is very helpful. He is a watchman. _____
3. Suhani is the school captain. She is intelligent. _____
4. Here is a pizza. It is a small pizza. _____
5. We like our school. It is the best school in our area. _____

B Fill in the blanks with suitable pronouns given below. You may take help from the given box, if required.

He She They She It

1. The students are in the library.
_____ are reading books.



2. The sun is shining.
_____ is shining in the sky.



3. The girl is sleeping.
_____ is tired.



4. Mr Singh loves mangoes.
_____ is eating a mango.



5. This is Ms Mona Kapoor.
_____ is my teacher.



C Pick out the pronouns in the following sentences. Also, point out the naming words (nouns) they stand for, as shown in the example.

Example: Veer likes fruit juice. It is good for health. It (fruit juice)

1. Children should drink milk regularly. It is good for growth. _____

2. Do not sit on this chair. It is broken. _____
3. A snake cannot hear. It has no ears. _____
4. Rahim is a good boy. He respects all teachers. _____
5. Renu likes apples. She eats them daily. _____

D Circle the pronouns used in place of the naming words.

1. I take lunch every day in the school. I enjoy it.
2. The dog is barking loudly. Is it hungry?
3. My father will go for a walk in the park. He will feel fresh after the walk.
4. If Nisha does not have a belt, I can give it to her.

SECTION C

Vocabulary

A Fill in the missing letters to complete the given words. You can take help from the Help Box.

friend nice growth monkey clever
wild cousin vixen jungle health

- | | |
|------------------|-------------------|
| 1. n ___ c ___ | 2. h ___ l ___ h |
| 3. j ___ g ___ e | 4. m ___ nk ___ y |
| 5. w ___ d | 6. c ___ sin |
| 7. fr ___ nd | 8. gr ___ th |
| 9. cl ___ er | 10. v ___ en |

B Add a suitable word to each group of words given below. Use the words given in the box.

oven iPad potatoes autorickshaw telephone honey

1. mobile	wireless	_____
2. washing machine	mixer and grinder	_____
3. computer	laptop	_____
4. car	bus	_____
5. jam	butter	_____
6. carrots	beans	_____

SECTION D

Writing

A Complete the first sentence and make four new sentences about your family members using the given pronouns from the box.

I He She They You It

1. _____ love my family. _____

2. _____

3. _____

4. _____

5. _____

SECTION A

Reading Comprehension

Read the following passage carefully.



Sunidhi teaches poor children at the 'Sunday Free School' near her house. The children learn to read and write here. She also helps them draw and colour pictures.

They feel happy to come to school. Sunidhi gives them colours and drawing books as gifts. Most of them can draw very well. They all love Sunidhi.

Sunidhi is an artist. She paints beautiful pictures and sells them. She loves her work. It keeps her busy on all week days. But on Sundays, she does not work. She keeps herself free.

A Tick (✓) the correct option.

1. Sunidhi is

(a) a doctor.

(b) an artist.



2. Sunidhi makes beautiful

(a) pots.

(b) paintings.

3. She teaches poor children on every

(a) Monday.

(b) Sunday.

B Write 'Yes' for the correct statements and 'No' for the incorrect ones. One has been done for you.

1. Sunidhi does not like to paint.

_____ No _____

2. Sunidhi teaches poor children at the Sunday Free School on every Sunday.

3. Children learn to sing and dance with the help of Sunidhi.

SECTION B

Grammar Spotlight

Action Words/Doing Words (Verbs)

Words that tell us about what people do are called action or doing words or verbs. Some action words are: 'play', 'laugh' and 'smile'.


A Fill in the missing letters to form action words and complete the following sentences.

1. Our teacher always spea_____s the truth.

2. The postman bri_____gs our letters.

3. The cobbler m_____nds our shoes.


4. Jayanti thro_____s the ball.



B Pick out the action words (verbs) from the following sentences and write them in the space provided.


- | | Action word (verb) |
|---|--------------------|
| 1. Sparrows live in a tree. | 1. _____ |
| 2. We play every day. | 2. _____ |
| 3. We should always help others. | 3. _____ |
| 4. I eat eggs for breakfast. | 4. _____ |
| 5. I always get a good gift on my birthday from my parents. | 5. _____ |

C Match the pictures of animals with the sounds they make.



1. a lion

(a) bleats



2. a sheep

(b) brays



3. a pigeon

(c) roars



4. an ass

(d) meows



5. a cat

(e) coos



D Look at the pictures. Choose the action words (verbs) from the box that match them and write in the space provided.

clap dance kick read drink cry



1. _____




2. _____



3. _____



4. _____



5. _____



6. _____

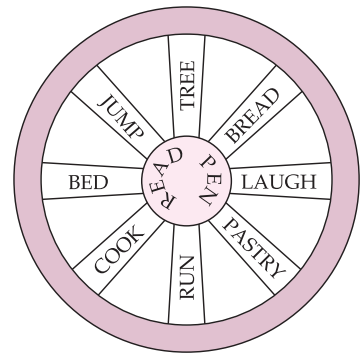
SECTION C

Vocabulary

A Look at the wheel with many action words written on it. Colour only the action words (verbs) with a green pencil or crayon. Pick and write them in the blanks.

1. _____

2. _____



3. _____
4. _____
5. _____

B Replace the first letter with the letter in the brackets to form a new word. The first one has been done for you as an example.

- | | | | |
|--------------|------------------|-------------|-------|
| 1. cake (t) | _____ take _____ | 2. clay (p) | _____ |
| 3. haste (t) | _____ | 4. fry (t) | _____ |
| 5. book (l) | _____ | 6. fun (r) | _____ |
| 7. ring (s) | _____ | 8. seat (b) | _____ |
| 9. hut (c) | _____ | 10. cry (f) | _____ |

SECTION D

Writing


A Complete the sentences about the given pictures to show how a person helps others. Use words given in the box to do so.

carefully safely politely neatly

1. Anup helps the old man cross the road _____.



2. The gardener waters the plants _____.



3. Always write _____.



4. Always speak _____.

SECTION A

Reading Comprehension


Read the following passage carefully.

An ant was working hard to collect food. Her friend grasshopper looked at her and said, “Why do you work so hard?

Have fun. Come, listen to my song.”

But the ant did not listen to him. She worked hard everyday. The grasshopper never worked hard. He passed his time singing.

As winter came, the grasshopper had nothing to eat. He begged the ant for food, but she said, “When I worked hard, you sang. Go away, there is no food for you.”



A Tick (✓) the correct option.

1. Who worked hard?

(a) Ant

(b) Grasshopper

2. Who begged for food?

(a) Grasshopper

(b) Ant

3. Did the ant give food to the grasshopper?

(a) Yes

(b) No

B Fill in the blanks with suitable words.

1. An ant was working hard to collect _____.

2. The grasshopper passed his time _____.

3. The ant did not give food to the _____.

SECTION B

Grammar Spotlight

'Is', 'Am', 'Are', 'Has' and 'Have'

We use **is** when we talk about one person or thing. A person uses **am** to talk about himself or herself. We use **are** when we talk about two or more persons or things, and with you. We use **have** with I, we, they and plural nouns.

Has is used with he, she and singular nouns.

Examples:

1. He is the monitor of our class.



2. I am going out to play.
3. There are many trees in the park.
4. I have six pencils.
5. She has a pet dog.
6. He is the best football player of our school.
7. He has twenty rupees in his pocket.

A Fill in the blanks using 'is', 'am', 'are' as the main verb of a sentence appropriately.

1. Bhoomi _____ my classmate.
2. She _____ very kind and cooperative.
3. Her parents _____ the residents of Meerut.
4. They _____ equally kind and cooperative.
5. I _____ Bhoomi's best friend.

B Complete the following sentences using 'has'/'have'.

1. Bhoomi _____ one brother and one sister.
2. Her parents also _____ one brother and one sister each.
3. I _____ only one sister.
4. Our teacher also _____ only one brother.
5. All my friends _____ only one or two brothers or sisters each.

SECTION C

Vocabulary

A Match the words under 'A' with the opposite words under 'B' (antonyms).

A

Words

1. near
2. short
3. give
4. everywhere
5. nobody

B

Opposites

- (a) take
- (b) everybody
- (c) far
- (d) long
- (e) nowhere

SECTION D

Writing

A Write four sentences about your friends using 'is', 'are', 'has' and 'have'.

1. _____
2. _____
3. _____
4. _____

7

The Bear and Two Friends

SECTION A

Reading Comprehension

Read the following passage carefully.

Atul and Sagar are good friends. They play together and go to the same school. Atul knows that Sagar is very kind. Sagar thinks that Atul is very helpful.

They eat their lunch together in the break. One day, they find a fifty-rupee note in the playground.

Atul says, "Let us look for the owner of this fifty-rupee note." Sagar says, "No, let us give it to our teacher. She always finds out the child who loses a thing in the school. She always returns it to the right person." Atul says, "Yes. Let's go to the teacher and hand over this fifty-rupee note to her."



A Tick (✓) the correct option.

1. Atul and Sagar go to the same

(a) market.

(b) school.

2. Atul and Sagar eat their lunch together in the

(a) lunch break.

(b) English period.



3. The two friends find a

(a) hundred-rupee note.

(b) fifty-rupee note.

B Match the correct pictures and words given in the two columns.

Notes/Coins

1. a five-rupee note

2. a two thousand-rupee note

3. a one-rupee note

4. a fifty-rupee note

5. a hundred-rupee note

6. a five hundred-rupee note

7. A twenty-rupee note

8. A ten-rupee coin

9. a ten-rupee note

Names

(a)



(b)



(c)



(d)



(e)



(f)



(g)



(h)



(i)



C Fill in the blanks.

1. Atul and _____ are good friends.
2. Atul knows that Sagar is very _____.
3. Sagar thinks that Atul is very _____.
4. They eat their lunch together in the _____.
5. Atul says, "Let's go to the _____ and hand over this fifty-rupee note to her."

D Put a tick (✓) for the correct statements and a cross (X) for the incorrect ones.

1. Atul and Sagar are good friends.
2. Atul and Sagar do not play together.
3. Atul wants to spend the fifty-rupee note.
4. Sagar wants to give the fifty-rupee note to the teacher.
5. Atul and Sagar fight for the money they find.

SECTION B

Grammar Spotlight

Using 'am', 'is', 'are' + action words + ing

When we want to talk about actions happening now, we use action words +ing, with am, is or are.

- Examples:**
1. Father **is reading** the newspaper.
 2. I **am studying** for the test tomorrow.
 3. She **is jumping** on the sofa.
 4. They **are playing** in tomorrow's match.

A Fill in the blanks with appropriate verbs (is/am/are + verb + ing).

1. I _____ (read) a storybook.



2. Sushi _____ (talk) to her friend on the phone.



3. My brother _____ (paint).



4. The girls _____ (skip) a rope.



Using '-ed' Words

We add -ed or -d to make yesterday words. They are used to describe action that has already happened.

Examples: play → played; kick → kicked; jump → jumped

B Fill in the blanks with the appropriate form of verbs (-ed verbs/ yesterday verbs).

1. He _____ (play) a match yesterday.

2. They _____ (finish) the entire class project within a week.

3. Our teachers _____ (present) a cultural programme on the Teachers' Day.

4. Our school Principal _____ (address) the parents and guardians on the Parents' Day.

C See the pictures and use 'can'/'cannot' to fill in the blanks.

1. (a) Grandma _____ knit.

My five-year-old sister _____ knit.



(b) Preeti cannot knit.

She _____ only play with balls of wool.



2. (a) Vidhi _____ cook food.

Her five-year-old daughter _____ cook food.





(b) Suresh _____ cook.

He _____ only eat.



D See the pictures and put a tick (✓) on the things that you can do.
Put a cross (X) for things that you cannot do.





SECTION C

Vocabulary

A Fill in the suitable letters to form complete words. Use the picture clues to do so. Use the completed words to form five sentences on your own.

1. Grandpa can r _____ without spectacles.



2. Nidhi can d _____ well.



3. Fiza can e _____ noodles with chopsticks.



4. Veena can t _____ a story.



5. Varun can m _____ k _____ a boat in a very short time.

1. _____
2. _____
3. _____
4. _____
5. _____

B Match the descriptions to learn about the places where we go for different kinds of work.

Descriptions

1. I come here to buy many things.
2. When I am sick, I come here.
3. I buy cakes here.
4. I come here to study.
5. I catch a train here to go to a far-off place.
6. I deposit my money here.
7. I read or borrow books from here.
8. I buy postcards or envelopes from here.

Places

- (a) school
- (b) railway station
- (c) market
- (d) hospital
- (e) bakery
- (f) library
- (g) post office
- (h) bank

SECTION D

Writing

A Complete the following sentences about your best friend.

1. The name of my best friend is _____.
2. My best friend studies in class _____.
3. I _____ to school with my best friend by the school bus.
4. I _____ with my best friend every evening.



B Write five sentences about your pet dog or a pet animal you would like to keep, on the above pattern.

1. _____
2. _____
3. _____
4. _____
5. _____

C Collect pictures of a black cat and a white hare and paste them here. Give them names.



SECTION A

Reading Comprehension

Read the following passage carefully.

Mr Rohan has a big farm. He grows potatoes, tomatoes, cabbages, onions and rice on his farm.

There are many fruit trees on his farm, too. Apples, oranges and cherries grow on them. He likes to eat fresh fruits.

He makes jam, jelly and squash from the fruits. Mr Rohan has a big dog called Tiger, four ducks and a cow on his farm. He looks after them well. He is happy to live on his farm.



A Tick (✓) the correct option.

1. Mr Rohan has a big

(a) house.

(b) farm.

2. Mr Rohan likes to eat

(a) ice cream.

(b) fresh fruits.



3. The animals on the farm are looked after by

(a) Mr Rohan.

(b) a servant.


4. Mr Rohan is happy to live in/on

(a) his farm.


(b) a hotel.

B Read aloud the names given below and put a tick (✓) on the vegetables and fruits that grow on Mr Rohan's farm.

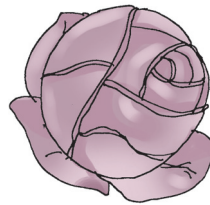
1.




tomato



carrot




cabbage

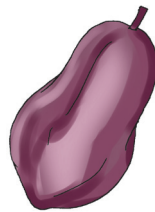


onion


2.




orange



papaya



banana



cherries

C Pick the correct words from the brackets and fill in the blanks.

1. Mr Rohan makes jam, jelly and _____ from fruits.
(pudding/squash)
2. Mr Rohan has a big _____ called Tiger. (horse/dog)
3. Four _____ and a _____ also live on the farm. (ducks/goats/cow)

SECTION B

Grammar Spotlight

Use of 'A' and 'An'

We use 'an' before a singular naming word that begins with a vowel sound.

Example: 'an oil lamp.'

We use 'a' before a singular naming word that begins with a consonant sound.

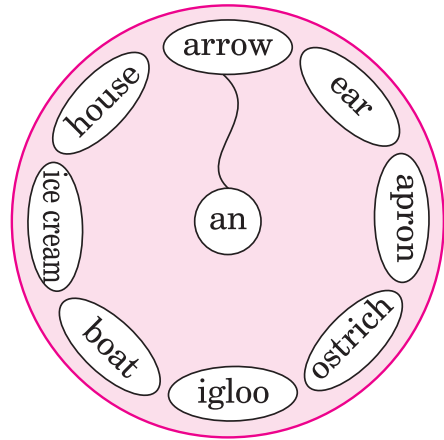
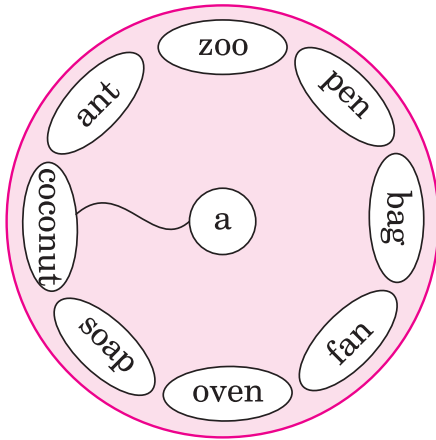
Example: 'a flower.'

A Complete the following sentences by adding 'a' or 'an'.

1. There is _____ apple tree on our farm.
2. I can see _____ giraffe near the zoo gate.
3. Vinita has _____ pencil box in her bag.
4. Ruchi likes to eat _____ apple every day.
5. Rose is _____ beautiful flower.
6. Take _____ umbrella with you.
7. I ate _____ egg in breakfast.
8. There is _____ big mango tree in our school.
9. There is _____ pen lying on the floor.
10. He ate _____ ice cream after dinner.
11. Mango is _____ tasty fruit.
12. _____ elephant has a very short tail.




B Draw lines to show words that can be used with 'a' or 'an'. One has been done for you as an example.



C Add 'a' or 'an'.



1. _____ old man



2. _____ goldfish



3. _____ clown



4. _____ alligator



5. _____ axe



6. _____ book

Position Words (Prepositions)

Words like 'on', 'in', 'over', 'under', 'near', 'beside' and 'above' tell us about the position of a noun or pronoun. These words are called **position words or prepositions**.

Look at the pictures and read aloud the following sentences.

1. The cat is **under** the table.
2. The book is **on** the table.
3. The flowers are **in** the flower vase.
4. The girl is **behind** the door.



D Complete the paragraph with 'in', 'on', 'under' and 'near'.

1. This is our classroom. We sit _____ the benches _____ this room.
2. Some children sit _____ the teacher's table.
3. My bag is _____ the table.

E Complete the following sentences by using words from the box. You can use a word more than once.


in above on behind

1. There are four rooms _____ my flat.
2. Our flat is _____ the ground floor of our housing society.
3. Our uncle also lives _____ the same society.
4. His flat is just _____ our flat.
5. Grandfather likes to sit _____ the rocking chair _____ the living room.




F Underline the position words used here.


1. The ball is on the carpet.



2. The ball is under the table.



3. The ball is in the gift box.




4. Ruma stands near the chair.

SECTION C

Vocabulary

A Rearrange the jumbled letters to form words. You may use the given picture for clues.



1. F H S I _____

2. T E R E S _____

3. S P R A W O R _____

4. M O K N Y E _____


5. T O B A _____

6. U D K C _____

7. T R E A W _____


8. E T O T R O S I _____

B Fill in the missing letters to complete the names of animals shown in the picture. Then match the animals with their homes.




1. a _ o _

(a) nest



2. a _ _ w

(b) burrow




3. a l _ _ n

(c) shed



4. a r _ b _ it

(d) kennel



5. a sp _ rr _ w

(e) den




SECTION D

Writing

A Write six sentences about what you like to eat for breakfast. Use a/an wherever necessary in your sentences.

1. _____
2. _____
3. _____
4. _____
5. _____
6. _____

B Draw an animal in the given space that you would like to keep as a pet. Also colour the picture.



SECTION A


Reading Comprehension

Read the following passage carefully.

Manav is a robot made in India by Diwakar Vaish in 2014. It is a humanoid robot. It means that its body shape looks like that of the human body.

Manav is two feet tall and weighs 2 kilograms. It replies to commands.

Manav can walk or dance when given human voice commands. The robot was designed in two months. It can move its head. It can nod and look around. The robot works on a battery which can keep it running for one hour. The robot's outer body is made of a special kind of plastic.



A Tick (✓) the correct option.

1. Manav is the name of a/an

(a) robot.

(b) aeroplane.

2. The robot was designed in

(a) two years.

(b) two months.



B Fill in the blanks with suitable words from the brackets.

1. The shape of Manav is like that of the _____ body. (human/animal)
2. Diwakar Vaish made the robot, Manav, in _____. (2020/2014)
3. Manav can move its _____ and look around. (hands/head)
4. Manav works on _____. (gas/a battery)
5. The battery can keep the robot running for _____ hour(s). (one/two)

C Give one-word answers to the following questions.

1. How tall is the robot Manav?
_____ feet
2. Mention one thing that Manav can do on listening to commands.
Manav can _____

D Make sentences with the following words:

1. walk _____
2. dance _____

SECTION B

Grammar Spotlight

Joining Words (Conjunctions)

Words like 'and', 'but' are used to connect two words, groups of words or sentences. They are called joining words (conjunctions).

A Tick (✓) the correct options to complete the sentences.

1. Ruby ate an apple (and/but) a banana.
2. Reena (and/but) Nidhi are my best friends.
3. I like chocolates (and/but) I do not like ice cream.
4. My teacher (and/but) parents are proud of me.

B Make sentences by joining words in Column A and words in the Column C by using the conjunctions given in Column B.

Column A	Column B	Column C
1. The children		(a) grandparents love me.
2. My parents	and	(b) tea is hot.
3. Madhur is fat	but	(c) teachers are in the ground.
4. Ice is cold		(d) Sagar is thin.

SECTION C

Vocabulary

A Join the words given below to form new words.

1. bed + room = _____
2. black + board = _____
3. time + table = _____
4. tea + pot = _____
5. milk + man = _____
6. foot + ball = _____
7. butter + fly = _____
8. pass + port = _____

9. watch + man = _____
10. key + board = _____

B Form new words by adding -ly to the given words and write them in the space provided.

- | | | | |
|---------------|-------|---------------|-------|
| 1. meaningful | _____ | 2. careful | _____ |
| 3. slow | _____ | 4. respectful | _____ |
| 5. quick | _____ | 6. quiet | _____ |
| 7. sweet | _____ | 8. bright | _____ |

SECTION D

Writing

A Make a sketch of a robot in the box and colour it. Also, write two sentences about it.
