

1. About Myself

ANSWERS

WARM UP

Are you a boy or a girl? Colour the picture.



Ans. Do it yourself.

TEST YOURSELF

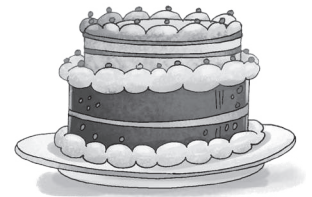
A. Fill in the blanks.

1. My name is _____.
2. I am _____ years old.
3. The name of my school is _____.
4. I am in Class _____.
5. _____ is my best friend.
6. My birthday is on _____.

Ans. Do it yourself.

B. Draw as many candles on the cake as your age.

Ans. Do it yourself.



CREATIVE CORNER

ACTIVITY

Make your identity card (I-card).

Ans. Do it yourself.

LIFE SKILLS

The teacher should tell and explain life skills and tell how they should be inculcated in students.

2. My Body

ANSWERS

WARM UP


Draw the eyes, ears, nose and mouth on the face.

Ans. Do it yourself.



TEST YOURSELF

A. Join the body part to its name.



B. How many of each do you have?

- | | | | | | |
|---------|--------------------------------|---------|---------------------------------|------------|---------------------------------|
| 1. Ears | <input type="text" value="2"/> | 2. Toes | <input type="text" value="10"/> | 3. Fingers | <input type="text" value="10"/> |
| 4. Legs | <input type="text" value="2"/> | 5. Neck | <input type="text" value="1"/> | 6. Nose | <input type="text" value="1"/> |

C. Write the missing letters of the given body parts.

- | | |
|-----------------------------------|-----------------------------------|
| 1. H <u>A</u> <u>N</u> D | 2. K <u>N</u> <u>E</u> E |
| 3. C <u>H</u> <u>E</u> S <u>I</u> | 4. C <u>H</u> <u>E</u> <u>E</u> K |

D. Fill in the blanks. Choose the right word from the box.

legs shoulders eyes hands

1. Rashmi is watching television with her eyes.
2. Rahul is walking with his legs.
3. Rohan is lifting a bucket with his hands.
4. Ragini is carrying the bag on her shoulders.

CREATIVE CORNER

ACTIVITY

Match the face with the expression.

Ans. Do it yourself.

LIFE SKILLS

The teacher should tell and explain life skills and tell how they should be inculcated in students.

3. Sense Organs

ANSWERS

WARM UP

Piya wants to talk over the phone with her friend, Raman. Tick (✓) the sense organ they will use to listen to each other.











TEST YOURSELF

A. Tick (✓) the correct answer.

1. I taste with my

a. eyes

b. tongue

2. I hear with my

a. nose

b. ears

3. I can feel the softness of a thing with my

a. skin

b. nose

4. I can watch TV with my

a. ears

b. eyes

B. Draw the missing sense organs.

1.



2.



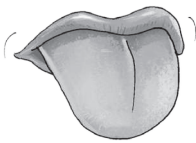
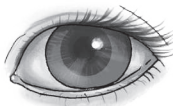


3.



Ans. Do it yourself.

C. Complete the word ladder with the help of the pictures.

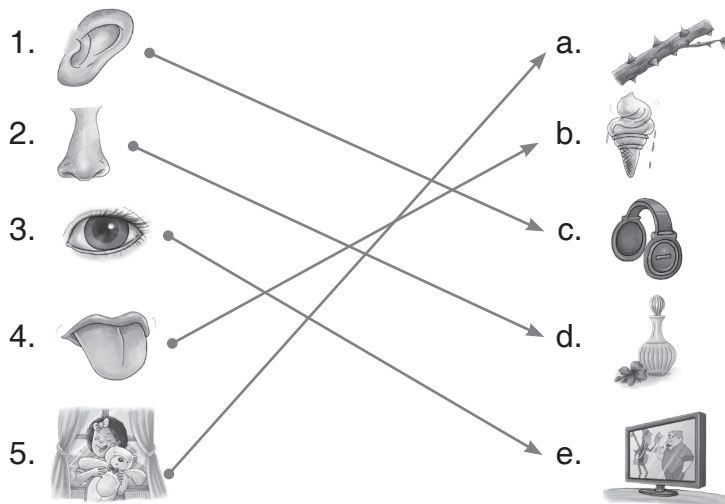
T	O	N	G	U	E					
					Y					
					E					
			S	K	I	N				
						O				
						S				
						E	A	R	S	

D. Put a box around the five sense organs given in the word grid. One has been done for you.

M	R	B	L	R	T	B	D	T	B
E	O	M	O	N	M	D	F	F	M
Y	B	X	T	O	N	G	U	E	X
E	K	Z	W	S	Q	F	Q	A	C
S	H	D	B	E	U	O	P	R	Z
X	Q	F	H	S	F	H	H	S	W
Z	W	O	C	B	H	M	J	B	V
S	K	I	N	Z	J	R	Q	D	P
K	A	Z	V	F	S	B	A	F	R
T	F	B	Q	P	A	C	M	A	N

E. Match the following.



CREATIVE CORNER

ACTIVITY

Collect these things.

Ans. Do it yourself.

LIFE SKILLS

Tick (✓) the correct action.

1.



2.



3.



The teacher should tell and explain life skills and tell how they should be inculcated in students.

4. Likes, Dislikes and Hobbies

ANSWERS

WARM UP

Tick (✓) the food items you should eat/drink and cross (x) the food items you should avoid eating/drinking.

1. Name two games you like. _____
2. Name two cartoons you like. _____
3. Name two food items you like. _____

Ans. Do it yourself.

TEST YOURSELF

A. Answer these questions.

1. What is a hobby?

Ans. A hobby is an activity that we like to do in our free time.

2. What is Rohan's hobby?

Ans. Rohan's hobby is book reading.

3. What is Mita's hobby?

Ans. Mita's hobby is gardening.

4. Why is it good to have a hobby?

Ans. We can use our free time in a good way though a hobby.

B. Fill in the blanks.

1. Some children like to play outdoor games like football, cricket and hockey.
2. Some children like to play indoor games like chess, ludo and carom.
3. Some children like to read books.

CREATIVE CORNER

ACTIVITY

Ans. Do it yourself.

LIFE SKILLS

Ans. Do it yourself. [Teacher may tell the students how to appreciate the likings and disliking of others].

A. Tick (✓) the correct answers.

1. We write with our

(a) hands.

(b) arms.

2. We walk with our

(a) head.

(b) legs.

3. We eat with our

(a) nose.

(b) mouth.

4. We hear with our

(a) eyes.

(b) ears.

B. Some parts of our body are in pairs while some are single. Write the parts given below in the correct columns.

eyes	nose	ears	neck	legs	head	lips
hands	tongue	feet	elbow	chin		

	Single	Pair
1.	nose	eyes
2.	neck	ears
3.	head	legs
4.	tongue	lips
5.	chin	hands
6.	—	feet
7.	—	elbow

C. Each part of our body helps us to do something. Circle the body part used to do the following.

1. Smell



nose legs tongue

2. This ice cream is so tasty!



tongue eyes legs

3. What a lovely bird!



hands stomach eyes

4. Catch it!



neck tongue hands

5. I like to jump



nose legs tongue

6. My cat is so soft!



eyes skin legs

7. Wow, lovely music!



eyes ears hands

5. My Family

ANSWERS

WARM UP

Help the body teddy bear to trace the path.

Ans. Do it yourself.

TEST YOURSELF

A. Answer these questions.

1. How many brother(s) do you have?

2. How many sister(s) do you have?

3. Who earns money in your family?

4. Which type of family do you have — big or small?

Ans. Do it yourself.

B. Rashmi and Rahul are the children of Mrs and Mr Sharma. Now, encircle the correct words.

1. Rashmi is the daughter/son of Mr Sharma.

2. Rahul is the daughter/son of Mr Sharma.

3. Mr Sharma is the father/mother of Rashmi and Rahul.

4. Mrs Sharma is the father/mother of Rashmi and Rahul.

CREATIVE CORNER

ACTIVITY

A. Paste the photographs of your family members.

Ans. Do it yourself.

LIFE SKILLS

The teacher should tell and explain life skills and tell how they should be inculcated in students.


Ans. Do it yourself.

6. My Friends and Neighbours

ANSWERS

WARM UP

Tick (✓) the activities that you enjoy doing with your neighbours.



Ans. Do it yourself.

TEST YOURSELF

A. List two qualities of a good neighbour.

- Ans. 1. to keep the neighbourhood neat and clean
2. to help each other in need.

B. List the names of your three friends in school.

1. _____
2. _____
3. _____

Ans. Do it yourself.

CREATIVE CORNER

ACTIVITY

Ans. Do it yourself.

LIFE SKILLS

The teacher should tell and explain life skills and tell how they should be inculcated in students.

7. Festivals

ANSWERS

WARM UP

Can you name this person?



Ans. Do it yourself.

TEST YOURSELF

A. Say Yes or No.

1. Festivals give us joy and happiness.
2. We celebrate Diwali with *gula*.
3. We light *diyas* on Holi.
4. We go to a mosque to pray on Eid.

Yes

No

No

Yes

B. Name the festivals.

1. Festival of colours
2. Festival of lights
3. Festival celebrated on the birthday of the Sikh Gurus
4. Festival celebrated on 25 December

Holi

Diwali

Gurpurab

Christmas

C. Look at the picture and name the festivals.



Diwali



Holi



Christmas



Gurpurab

CREATIVE CORNER

ACTIVITY

A. Find the names of festivals in the grid. One has been done for you.

S	T	U	D	A	B	C	E	D
C	H	R	I	S	T	M	A	S
M	N	O	W	P	Q	I	J	K
D	M	N	A	T	U	V	W	L
C	H	O	L	I	B	C	A	M
K	B	M	I	E	I	D	X	N
L	X	J	W	G	E	F	H	O
M	Y	K	Z	Y	X	Y	P	Z
N	P	O	N	G	A	L	Y	X

LIFE SKILLS

The teacher should tell and explain life skills and tell how they should be inculcated in students.

A. Paste the photograph of the following family members and write their names.

Ans. Do it yourself.

B. Name the following relations with the help of words from the box.

aunt cousin grandfather grandmother

1. Your father's father is your grandfather.
2. Your father's mother is your grandmother.
3. Your uncle's wife is your aunt.
4. Your aunt's son is your cousin.

C. Who am I?

1. I am called the festival of colours. HOLI
2. I am called the festival of lights. DIWALI
3. I am celebrated on 15 August. INDEPENDENCE DAY
4. I am celebrated on 26 January. REPUBLIC DAY
5. I am celebrated on 25 December. CHRISTMAS

D. Colour the picture.

Ans. Do it yourself.

8. Food

ANSWERS

WARM UP

Tick (✓) the food items you should eat/drink and cross (x) the food items you should avoid eating/drinking.



TEST YOURSELF

A. Tick (✓) the correct answer.

1. We need _____ to live and grow.

a. food



b. toys



2. Food gives us

a. weakness



b. energy



3. Fruits and green leafy vegetables protect us from

a. enemies



b. diseases



B. Fill in the blanks.

1. We have dinner at _____ night _____.

2. We have breakfast in the _____ morning _____.

3. We have lunch in the _____ afternoon _____.

4. Rice and chapati give us _____ energy _____.

5. Milk and eggs help us to _____ grow _____.

C. Name the following.

1. The fruit you like the most

Write it yourself.

2. The vegetable you like the most

Write it yourself.

D. Write any two food items which

1. help us to grow

_____ milk _____

_____ eggs _____

2. help us to work and play

_____ rice _____

_____ chapati _____

3. help us to keep healthy

_____ fruits _____

_____ green leafy vegetables _____

E. Write the things you had for breakfast, lunch and dinner yesterday.

Breakfast	Lunch	Dinner
_____	_____	_____
_____	_____	_____
_____	_____	_____
_____	_____	_____

Ans. Do it yourself.

CREATIVE CORNER

ACTIVITY

A. Tick (✓) the good food habit. Cross (X) the bad food habit.



B. Collect pictures of pizza, burger, sandwich and chips. Paste them in your scrapbook and put a cross (X) over these pictures. Write below them.

**AVOID OR EAT LESS JUNK FOOD.
IT IS NOT GOOD FOR HEALTH.**

Ans. Do it yourself.

LIFE SKILLS

The teacher should tell and explain life skills and tell how they should be inculcated in students.

A. Tick (✓) the right choice.

1. *Dosa* is made of

a. rice



b. wheat



2. *Idli* is made of

a. rice



b. wheat



3. *Poorie* is made of

a. rice



b. wheat



4. *Pulao* is made of

a. rice



b. wheat



5. *Biryani* is made of

a. rice and mutton



b. wheat and mutton

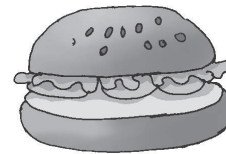
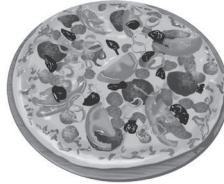


9. More About Food

ANSWERS

WARM UP

Tick (✓) the foods which are good for health.



TEST YOURSELF

A. Tick (✓) the correct answer.

1. An old person should eat

a. hard food

b. soft food

2. Should we waste food?

a. Yes

b. No

B. Answer the following questions.

1. Why do young people need more food?

Ans. Young people need more food as they are growing.

2. What type of food should an ill person eat?

Ans. An ill person should eat special food like boiled vegetables, fruits, etc.

CREATIVE CORNER

ACTIVITY

In the word grid, put an oval around the names of five foods that are good for sick people.

M	T	A	B	R	S	Z	P	N	F
A	D	S	C	B	O	B	O	B	R
F	A	D	F	D	U	F	R	C	U
Q	L	B	K	M	P	O	R	K	I
H	I	M	O	Q	V	H	I	Z	T
J	Z	F	P	S	W	T	D	V	S
S	K	J	U	I	C	E	G	W	D
T	R	L	Q	J	N	P	E	H	E
K	H	I	C	H	R	I	X	F	W

LIFE SKILLS

The teacher should tell and explain life skills and tell how they should be inculcated in students.


A. Write the names of five things you like to eat.

Ans. Do it yourself.

B. Match the words that rhyme.

- | | | |
|-----------|---|------------|
| 1. sea | → | (a) milk |
| 2. toffee | → | (b) rice |
| 3. money | → | (c) coffee |
| 4. nice | → | (d) honey |
| 5. silk | → | (e) tea |

C. Write 'H' below the healthy food and 'J' below the junk food.



J



H



H



J

10. Water

ANSWERS

WARM UP

Tick (✓) the glass you should drink water from.



TEST YOURSELF

A. Tick (✓) the correct answer.

- | | | | | |
|--------------------------------|----------------|-------------------------------------|----------------|-------------------------------------|
| 1. Can we live without water? | a. Yes | <input type="checkbox"/> | b. No | <input checked="" type="checkbox"/> |
| 2. The main source of water is | a. rain | <input checked="" type="checkbox"/> | b. snow | <input type="checkbox"/> |
| 3. We should drink | a. dirty water | <input type="checkbox"/> | b. clean water | <input checked="" type="checkbox"/> |

B. Write True or False.

- | | |
|---|--------------|
| 1. Animals and plants don't need water. | <u>False</u> |
| 2. We use water for cooking food. | <u>True</u> |
| 3. Groundwater seeps into the ground. | <u>True</u> |
| 4. We should waste water. | <u>False</u> |

CREATIVE CORNER


ACTIVITY

Take two pots A and B. Grow a plant in each pot. Water pot A every day. Do not water pot B.

Ans. Do it yourself.

LIFE SKILLS

Tick (✓) the right picture.



The teacher should tell and explain life skills and tell how they should be inculcated in students.


A. Put a box around the names of four sources of water in the word search.

¹ R	B	D	F	V	W	Z	Y
I	A	J	K	O	B	F	H
V	O	T	B	² P	O	N	D
E	Z	M	N	L	P	H	K
R	B	Z	³ R	A	I	N	⁴ W
Q	T	F	Q	K	T	B	E
P	B	G	L	E	P	D	L
S	D	O	M	X	R	F	L

B. Write yes below the things that need water.



1. yes



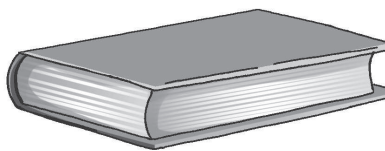
2. yes



3.



4.



5.



6. yes

11. Home, Sweet Home

ANSWERS

WARM UP

Write your address on the lines given below. Also, colour the house.

Ans. Do it yourself.

TEST YOURSELF

A. Tick (✓) the correct answer.

1. We live in a

a. jungle

b. house

2. A house protects us from

a. heat

b. playing

3. *Kutch* houses are found in

a. towns

b. villages

4. *Pucca* houses are found in

a. towns

b. villages

B. Name these rooms.



1. Drawing (living) room – We receive our guests in the drawing room.



2. Bedroom – We sleep in the bedroom.



3. Dining room – We eat food in the dining room.

CREATIVE CORNER

ACTIVITY

Make a house with the help of a shoebox. Paint and draw its doors and windows. Decorate it with coloured papers.

Ans. Do it yourself.

LIFE SKILLS

Tick (✓) the things used in making a house.

a. bricks

b. bread

c. iron

d. cement

e. cloth

f. sand


The teacher should tell and explain life skills and tell how they should be inculcated in students.

A. Write your address on the house in the box given below. Also, colour the house.




Ans. Do it yourself.


B. Name these rooms.



1. Bed Room



2. Drawing Room



3. Dining Room



4. Kitchen

TEST PAPER 1 (Based on Lessons 1 to 11)

A. Tick (✓) the correct answer.

- | | | | |
|-----------------------------|-------------------------------------|----------------|-------------------------------------|
| 1. We hear with our | | | |
| a. nose | <input type="checkbox"/> | b. ears | <input checked="" type="checkbox"/> |
| 2. We see with our | | | |
| a. eyes | <input checked="" type="checkbox"/> | b. nose | <input type="checkbox"/> |
| 3. We get fruits from | | | |
| a. plants | <input checked="" type="checkbox"/> | b. animals | <input type="checkbox"/> |
| 4. We eat food in the | | | |
| a. drawing room | <input type="checkbox"/> | b. dining room | <input checked="" type="checkbox"/> |
| 5. Can we live without air? | | | |
| a. yes | <input type="checkbox"/> | b. no | <input checked="" type="checkbox"/> |

B. Fill in the blanks.

1. We smell with our nose .
2. We should love and respect our family.
3. A pucca house is made of bricks, cement, iron and steel.
4. We sleep in the night .
5. Rain is the main source of water.

C. Write True or False.

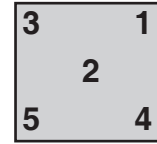
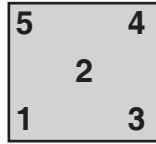
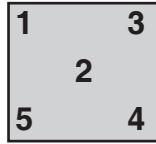
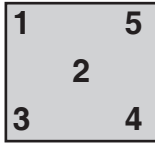
- | | |
|--|----------------------|
| 1. We feel with our skin. | <u> True </u> |
| 2. Fruits and vegetables protect us from diseases. | <u> True </u> |
| 3. We should eat food while watching TV. | <u> False </u> |
| 4. A person who falls ill needs special food. | <u> True </u> |
| 5. Plants do not need air. | <u> False </u> |

12. Clothes

ANSWERS

WARM UP

The tailor is confused about how to stitch your dress to give it a complete shape. Help him by arranging the numbers in a way so that they appear as a complete dress. Tick (✓) the right combination.



TEST YOURSELF

A. Fill in the blanks with the correct words.

1. Cotton clothes keep us cool. (cool/warm)
2. A raincoat keeps us dry on a rainy day. (dry/wet)
3. We wear woollen clothes in winter. (cotton/woollen)
4. We wear cotton clothes in summer. (summer/winter)

B. Guess the season and write its name.



Winter



Summer



Rainy

CREATIVE CORNER

ACTIVITY

- A. Do it yourself.

B. Put the numbers written on the dresses and the watch on the body of the boy to dress him properly.



LIFE SKILLS

A boy is doing the following activities. Which activity should he not do? Put a cross (X) in the box.



The teacher should tell and explain life skills and tell how they should be inculcated in students.

A. Find the names of following clothes given in the word grid.

sweater frock pants coat vest shirt

M	T	D	S	H	I	R	T	Z	S
B	F	Q	V	W	B	D	O	G	W
K	L	H	W	C	D	G	F	H	E
O	C	O	A	T	E	H	K	D	A
F	M	Z	B	J	F	J	M	Q	T
R	N	C	D	M	A	P	S	N	E
O	B	E	G	P	Q	A	T	M	R
C	H	J	J	S	P	N	V	B	Z
K	J	K	V	E	S	T	W	C	B
M	W	R	N	A	T	S	B	L	C

B. Match the clothes with the seasons.

Column A

Column B

- | | | |
|--------------------|---|-------------------|
| 1. Cotton clothes | → | (a) Rainy season |
| 2. Woollen clothes | → | (b) Summer season |
| 3. Raincoat | → | (c) Winter season |

C. Unjumble the names of clothes.

- | | | |
|----------|-------|-------|
| 1. IHSTR | _____ | SHIRT |
| 2. PSTAN | _____ | PANTS |
| 2. OCSKS | _____ | SOCKS |
| 4. TACO | _____ | COAT |

13. Air

ANSWERS

WARM UP

What helps you do the following activity? Tick (✓) it.

- a. Air b. Water



TEST YOURSELF

A. Tick (✓) the correct answer.

- | | | | | |
|------------------------------------|----------|-------------------------------------|-----------|-------------------------------------|
| 1. Can we see air? | a. yes | <input type="checkbox"/> | b. no | <input checked="" type="checkbox"/> |
| 2. Moving air is called | a. wind | <input checked="" type="checkbox"/> | b. breeze | <input type="checkbox"/> |
| 3. This is needed by fire to burn. | a. water | <input type="checkbox"/> | b. air | <input checked="" type="checkbox"/> |

B. List three uses of air.

Air is filled in balloons and swimming tubes.

Air helps to dry clothes.

Air makes the fire burn.

C. Fill in the blanks. Choose the right word from the box.

weight dry air breeze wind

1. We cannot live without air.
2. Moving air is called wind.
3. Air helps to dry clothes.
4. Air has weight.
5. When air moves gently, it is called a breeze.

CREATIVE CORNER

ACTIVITY

A. Learn this poem.

Ans. Do it yourself.


B. Follow these steps to make a paper aeroplane.

Ans. Do it yourself.

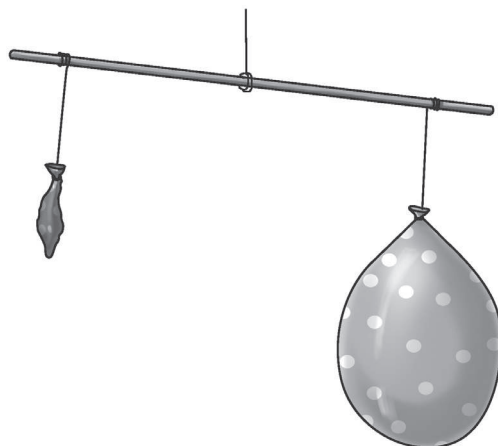
LIFE SKILLS

The teacher should tell and explain life skills and tell how they should be inculcated in students.

A. Tick (✓) the things that need to be filled up with air.



B. What does this diagram show?



Ans. This diagram shows that air takes up space.

14. Be Clean, Safe and Healthy

ANSWERS

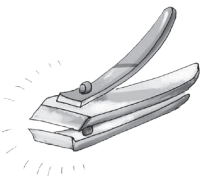
WARM UP

Draw ☺ for good habits and ☹ for bad habits.

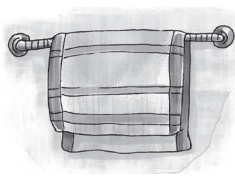


TEST YOURSELF

A. These things help you to keep clean. Complete their names. The first letter of each item is given for you.



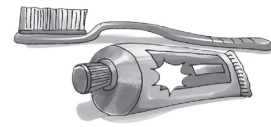
NAILCUTTER



TOWEL



SOAP



TOOTHPASTE

B. Check yourself. Put tick (✓) if you have followed these habits yesterday. If not, put a cross (X).

1. I brushed my teeth in the morning.
2. I brushed my teeth before going to bed.
3. I washed my hands before having meals.
4. I washed my hands after finishing meals.
5. I went to bed early at night.

✓
✓
✓
✓
✓

C. Write any three good habits we should follow.

1. We should take a bath every day.
2. We should go to bed early at night.
3. We should respect our elders.

D. Write any two bad habits we should not follow.

1. We should not watch television too much.
2. We should not eat anything given by a stranger.

E. Answer the questions.

1. What should you do if someone touches you in a bad way?

Ans. We should tell our teacher or parents at home if someone touches in a bad way.

2. List two safety habits you should follow at a public place.

Ans. (a) We should hold the hands of our parents.

(b) We should learn our address and phone numbers of our parents.

CREATIVE CORNER

ACTIVITY

Ans. Do it yourself.

LIFE SKILLS

Read the sentences. Answer yes or no.

1. Do you flush the toilet after use? _____

2. Do you wash your hands with a soap after using the toilet? _____

Ans. Do it yourself.

The teacher should tell and explain life skills and tell how they should be inculcated in students.

15. Safety Rules

ANSWERS

WARM UP

Tick (✓) the pictures where safety rules are being followed.



TEST YOURSELF

A. Fill in the blanks.

1. When I turn red, the traffic stops.
2. When I turn yellow, the traffic waits.
3. When I turn green, the traffic moves.

B. Answer these questions.

1. Where should we cross the road?

We should cross the road at the zebra crossing.

2. When should we get in or get off the bus?

We should get in or get off the bus when it stops completely.

CREATIVE CORNER

ACTIVITY

A. Learn this poem.

Ans. Do it yourself.

LIFE SKILLS

If someone gets hurt at home or school, call an adult at once for help.

Ans. Do it yourself.

The teacher should tell and explain life skills and tell how they should be inculcated in students.

A. Tick (✓) the correct answers.

1. We should

a. take a bath everyday b. take a bath once a week

2. We should

a. bite our nails b. clip our nails

3. We would wear

a. clean clothes b. dirty clothes

4. We should sleep

a. early at night b. late at night **B. Colour the picture. What is the boy doing?****Ans.** Do it yourself.

16. My Neighbourhood

ANSWERS

WARM UP

Rosy wants to send a letter to her friend. She needs to buy a stamp. Where should she go? Draw arrow(s) to that place.



Ans. Do it yourself.

TEST YOURSELF

A. Fill in the blanks with the right word from the box.

school bank market railway station park hospital

- Ans.**
1. We go to a **market** to buy things.
 2. We go to a **school** to study.
 3. We go to a **bank** to keep our money safe.
 4. We go to a **hospital** when we do not feel well.
 5. We go to a **park** to play.
 6. We go to a **railway station** to take a train.

B. Think and answer.

1. Rashmi's grandfather is not feeling well. Her father is taking him to this place. Where will they go?

Ans. They will go to hospital.

2. Rohan has to buy stamps. Where should he go?

Ans. Rohan has to go to post office.

3. Nidhi's mother needed money. Where did she go to get the money?

Ans. Nidhi's mother went to the bank to get the money.

CREATIVE CORNER

ACTIVITY

Help these people to reach the places where they work. Draw lines to show the route they should follow.

Ans. Do it yourself.

LIFE SKILLS

A stranger is moving around in your neighbourhood. What should you do? Tick (✓) the correct choices.

1. Ignore him.

2. Inform your parents.

The teacher should tell and explain life skills and tell how they should be inculcated in students.

17. People Who Help Us

ANSWERS

WARM UP

Learn the poem and enjoy.

Ans. Do it yourself.

TEST YOURSELF

A. Tick (✓) the correct answers.

1. Who makes furniture?

a. Cobbler

b. Carpenter

2. Who teaches us?

a. Teacher

b. Doctor

3. Who treats a sick person?

a. Doctor

b. Teacher

4. Who drives a bus?

a. Cobbler

b. Driver

B. Match the following.

1.



a.



2.



b.



3.



c.



4.



d.



C. Fill in the missing letters to find the name of the people who help us.

1. B a r b e r

2. C o b b l e r

3. T e a c h e r

4. C a r p e n t e r

CREATIVE CORNER

ACTIVITY

A. Collect pictures of some people who help you in your neighbourhood. Paste them in your scrapbook.

B. Make groups of four students each. Fill the following table with information.

Name of the student	Father's occupation	Mother's occupation	I want to be



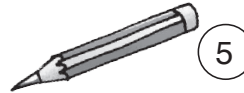

Ans. Do it yourself.

LIFE SKILLS

Ans. Do it yourself.

The teacher should tell and explain life skills and tell how they should be inculcated in students.

A. Little John wants to go to school. Which things should he pack in his school bag?
Write the numbers of the things in the box below the bag.



24578

B. Colour the picture of the school and read the line given below.



A school is a temple of learning.

Ans. Do it yourself.

18. Plants Around Us

ANSWERS

WARM UP

Tick (✓) the trees you have seen.







Ans. Do it yourself.

TEST YOURSELF

A. Tick (✓) the correct answer.

1. Rose and brinjal are

a. big plants

b. small plants

2. Mango and banyan are

a. big plants

b. small plants

3. Money plant is a

a. tree

b. climber

4. What does Popeye like?

a. spinach

b. tomato

B. Names of five plants are given in the word grid. Find them. One has been done for you.

M	A	N	G	O	Q	V	T
B	J	W	K	D	F	E	M
K	M	T	O	B	W	S	Y
Z	E	E	P	A	L	P	G
T	N	F	D	N	Z	I	R
R	K	G	C	Y	S	N	A
S	L	P	U	A	I	A	S
O	Z	J	L	N	Q	C	S
R	O	S	E	M	A	H	X

C. Write Yes or No.

- | | |
|---|------------|
| 1. We should not cut trees. | <u>Yes</u> |
| 2. We should pluck leaves from a plant. | <u>No</u> |
| 3. Plants are our friends. | <u>Yes</u> |
| 4. We should not plant more trees. | <u>No</u> |
| 5. Climbers need support to stand straight. | <u>Yes</u> |

D. What are these plants called?

1. Big plants
Trees
2. The plants that need support to stand straight
Climbers

CREATIVE CORNER

ACTIVITY

Colour the tree.



Ans. Do it yourself.

LIFE SKILLS

Tick (✓) the things you do.

1. Water the plants.
2. Pluck flowers and leaves.

The teacher should tell and explain life skills and tell how they should be inculcated in students.

A. Tick (✓) the correct answers.

1. A tree is a

a. big plant.



b. small plant.



2. Grass is a

a. small plant.



b. big plant.


**B. Match the trees with their names.**

1.



(a) Ashoka

2.




(b) Coconut

3.



(c) Neem

4.



(d) Banyan

19. Animals Around Us

ANSWERS

WARM UP

Which of these animals is our national animal? Tick (✓) the right answer.



TEST YOURSELF

A. Name these animals.

1. Any three animals that live on land.

_____ Elephant _____ Cow _____ Horse

2. Any three animals that live in water.

_____ Fish _____ Turtle _____ Crocodile

3. Any three birds that live on trees.

_____ Sparrow _____ Pigeon _____ Crow


4. Any three domestic animals.

_____ Cow _____ Donkey _____ Horse

B. Write the names of the animals below their pictures.



_____ Parrot



_____ Turtle



_____ Bat

CREATIVE CORNER

ACTIVITY

A. Imaginative use of thumb impressions can create beautiful figures. Look at the figures drawn on your left. Now what you have to do is to recreate the figures in the blank space given below. Take a colour palette and fill it with different water colours. Dip your thumb into it and put thumb impressions at different places. Create rest of the details with the help of a black sketch pen. Now onwards, you can create different figures using your own imagination.

Ans. Do it yourself.

B. Making a Tiger Mask



Ans. Do it yourself.

LIFE SKILLS

What would you do if you see a boy throwing stones at a dog?

1. Ask him not to do so.
2. Join him in throwing stones.



The teacher should tell and explain life skills and tell how they should be inculcated in students.

A. Here are pictures of some animals.



B. Tick (✓) the animals you can see.

tiger	<input checked="" type="checkbox"/>	kangaroo	<input type="checkbox"/>	bear	<input type="checkbox"/>
tortoise	<input checked="" type="checkbox"/>	peacock	<input checked="" type="checkbox"/>	owl	<input type="checkbox"/>
monkey	<input checked="" type="checkbox"/>	lion	<input checked="" type="checkbox"/>	fox	<input type="checkbox"/>
elephant	<input checked="" type="checkbox"/>	snake	<input checked="" type="checkbox"/>	eagle	<input type="checkbox"/>

20. Means of Transport

ANSWERS

WARM UP

Can you name this means of transport?



Ans. Do it yourself.

TEST YOURSELF

A. Tick (✓) the correct answer.

1. Which of these is a means of air transport?

a. Aeroplane

b. Car

2. Which of these is a means of land transport?

a. Ship

b. Train

3. Which of these is a means of water transport?

a. Aeroplane

b. Boat

4. Which is the fastest means of transport?

a. Aeroplane

b. Helicopter

B. Name two means of

1. Land transport

Bus and Car.

2. Air transport

Aeroplane and Helicopter.

3. Water transport

Boat and Ship.

C. Name two means of transport that are pulled by animals.

1. Bullock-cart

2. Tonga

CREATIVE CORNER

ACTIVITY

A. To make a boat.

Ans. Do it yourself.

LIFE SKILLS

Ans. Do it yourself.

The teacher should tell and explain life skills and tell how they should be inculcated in students.

A. Name two means of land transport.

1. Bus
2. Car

B. Name two means of air transport.

1. Aeroplane
2. Helicopter

C. Name two means of water transport.

1. Boat
2. Ship

D. Name any two vehicles having

1. two wheels
2. four wheels

scooter, bicycle

car, ambulance

E. Colour this school bus.


Ans. Do it yourself.

21. Means of Communication

ANSWERS

WARM UP

Tick (✓) the bird which was used to send messages long ago.



TEST YOURSELF

A. Tick (✓) the correct answer.

- The internet is a network of
 - Radios
 - Computers
- To send a message to a large number of people, we use
 - Telephone
 - Television

B. Write True or False.

- Communication by letters is very fast.
- SMS stands for short messaging service.
- Email means electric mail.
- We should misuse means of communication.

False

True

True

False

CREATIVE CORNER

ACTIVITY

Ans. 1. Do it yourself.

Ans. 2. Do it yourself.

LIFE SKILLS

Ans. Do it yourself.

The teacher should tell and explain life skills and tell how they should be inculcated in students.

Ask your parents and grandparents and tick (✓) the mean of communication that they used when they were young.

Means of Communication	Parents	Grandparents
1. Letter		
2. Newspaper		
3. Radio		
4. Television		
5. Email		

Ans. Do it yourself.

22. Sun, Moon, Sky and Stars

ANSWERS

WARM UP

Find out the name from the grid to fill in the blank.

This rocket is going to the _____ moon _____.

s	t	a	r
u	o	q	p
n	z	d	s
m	o	o	n

TEST YOURSELF

A. Tick (✓) the correct answer.

1. We can see the stars and moon at/in

a. night

b. morning

2. The Sun is

a. cold

b. hot

B. Write True or False.

1. The moon is round in shape.

True

2. We can see the Sun at night.

False

C. Think and answer.

1. I am not as big and as hot as the Sun.

I change my shape every night.

I am _____ Moon _____.

2. I am like a hot ball.

I give you heat and light.

I am _____ Sun _____.

3. We are many in number.

We twinkle at night.

We are _____ Stars _____.

4. I am round in shape.

I have land and water.

I am _____ Earth _____.

CREATIVE CORNER

ACTIVITY

Ans. Do it yourself.

LIFE SKILLS

Ans. Do it yourself.

The teacher should tell and explain life skills and tell how they should be inculcated in students.



A. Join the numbers from 1-20. What do you get? Name it.

Ans. Do it yourself.

B. Unjumble two words.

- | | |
|----------|---------------------------------------|
| 1. NSU | <u> </u> SUN <u> </u> |
| 2. NOMO | <u> </u> MOON <u> </u> |
| 3. ATSRS | <u> </u> STARS <u> </u> |
| 4. RATHE | <u> </u> EARTH <u> </u> |

C. Tick (✓) the shape which is like that of Earth.



TEST PAPER 2 (Based on Lesson 12 to 22)

A. Tick (✓) the correct answer.

- | | | | |
|--|-------------------------------------|--------------------|-------------------------------------|
| 1. We buy postcards, stamps and envelopes from the | | b. post office | <input checked="" type="checkbox"/> |
| a. police station | <input type="checkbox"/> | | |
| 2. Who treats the sick person? | | b. doctor | <input checked="" type="checkbox"/> |
| a. teacher | <input type="checkbox"/> | | |
| 3. The festival of colours is | | b. Diwali | <input type="checkbox"/> |
| a. Holi | <input checked="" type="checkbox"/> | | |
| 4. Christmas is celebrated on | | b. 25 December | <input checked="" type="checkbox"/> |
| a. 25 September | <input type="checkbox"/> | | |
| 5. Boat is a means of | | b. water transport | <input checked="" type="checkbox"/> |
| a. land transport | <input type="checkbox"/> | | |

B. Match the following.

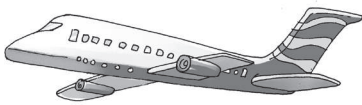
Column A

1. The policemen keep us
2. Playing indoor and outdoor games
3. If there is a fire
4. Republic Day
5. Birds have

Column B

- a. we call the fire brigade.
- b. is celebrated on 26 January.
- c. two legs.
- d. refreshes our mind.
- e. safe.


C. Name these means of transport.



Aeroplane



Car



Ship