

1. My Family

ANSWERS

GET SET!

Ans. Do it yourself.

READ AND UNDERSTAND

A. Who said these words?

1. "Let's lay the breakfast table.
Mom will be happy to see it."
2. "Tia and Rohan, come to the breakfast table fast."
3. "I can't find my bag."

Tia
Mother
Father

B. Fill in the blanks with the correct words.

1. **Rohan** and Tia are laying the breakfast table.
2. You can have **orange** juice.
3. I am getting late for the **office**.

C. Answer the following questions.

1. How many members are there in your family, including you?

Ans. Do it yourself.

2. Is your mother a housewife or working lady?

Ans. Do it yourself.

3. What does your father do?

Ans. Do it yourself.

4. How do you go to your school?

Ans. Do it yourself.

GRAMMAR SPOTLIGHT

A. Tick (✓) the groups of words that are sentences.

1. is Tia
2. Tia is dancing.
3. Nest bird in a lives a
4. A bird lives in a nest.
5. My best is friend Ashwin



6. My best friend is Ashwin.



7. Mohan was



8. Mohan was singing.



PUNCTUATION

A. Use capital letters and full stops (.) correctly and rewrite the following.

1. rohan goes to school.

Rohan goes to school.

2. he is in Class I

He is in Class 1.

3. we should not eat fast food.

We should not eat fast food.

SPELL WELL

A. Fill in the blanks with the correct letters to form meaningful words. Take help from the Help Box.

1. hap p y

2. s c hool

3. k i t chen

4. f a m i ly

WORD POWER

B. Match the words in Column A with the words in Column B.

Column A

1. drawing

2. dining

3. class

4. cricket

Column B

(a) room

(b) match

(c) table

(d) room

C. Fill in the blanks with the words from your school bag.

1. Where is the coconut water?

2. Let's go to school.


3. I live with my parents and grandparents.

4. We love our family.



LISTEN AND LEARN

A. Listen to the passage on the Digital Board to know what Rohan does before he goes to school. Number the pictures in the correct order.



- ✓ Converse and Connect
- ✓ Speak and Express
- ✓ Pronunciation Practice

These three are oral exercises.
No guidelines are needed here.
Guidance will be given by the teacher.

WRITE WELL

A. Let us know about you.

Ans. Do it yourself.

PROJECT WORK

A. What is your favourite dish for Sunday breakfast? Draw and colour it in the box given here.

YUMMY!

I LOVE TO EAT _____

Ans. Do it yourself.

VALUES AND LIFE SKILLS

A. Tick (✓) the correct options and cross (X) the wrong ones in the blank boxes.

- We should get up early in the morning.
- We should get ready for school on time.
- We should never reach school late.
- We should love our family and thank our parents.
- We should never reach school late.
- We should help our mother in the kitchen and keep our room clean.
- We should eat whatever mother cooks for breakfast in the morning.
- We should not eat breakfast.



1. My Family

WORKSHEETS

WORKSHEET 1

- A. 1. Robin has a large family.
2. His father owns a medicine shop.
3. His grandfather helps him with his homework.
4. Maggy and Betsy are his two elder sisters.
5. Robin loves to play with his younger brother, Bill.
6. People come to visit his grandmother to ask for her help and guidance.
- B. 1. large 2. run 3. schoolteacher 4. tease 5. walk

WORKSHEET 2

- A. 1. FATHER 2. FAMILY 3. SCHOOL 4. SHOP 5. PLAY
- B. 1. I am studying in Class 1.
2. My teacher's name is Anita.
3. My friend is Chitra.
4. There are forty students in my class.
5. Our bags are very heavy.

WORKSHEET 3

- A. 1. BREAKFAST 2. MEDICINE 3. SCHOOL 4. MOTHER 5. SISTER
- B. 1. I wore red shoes to the party.
2. Hari went to the post office to buy stamps.
3. Grandma has lost her glasses again.
4. The school will be closed tomorrow.
5. I enjoy playing in the park every evening.

My Little Hands (Poem)

ANSWERS

READ AND UNDERSTAND


A. Fill in the blanks with the correct words and complete the sentences.

1. The child has small hands to hold Daddy.
2. The child has sweet hands that Daddy can hold down the street
3. The child can wrap his little hands around Daddy's knees
4. The child folds his hands to say a prayer for Daddy.
5. The child feels that Daddy is the best a child could have

B. Match the words that rhyme (sound) together.

Column A	Column B
1. tall	(a) prayer
2. knee	(b) street
3. care	(c) small
4. sweet	(d) me

C. Colour the letters and paste your photograph in the card. Then give it to your Daddy.



Ans. Do it yourself.

2. My Birthday Gift

ANSWERS

GET SET!

- A. Colour this mango tree and draw the mangoes for your family members. Draw and colour one mango for each person of your family.

Ans. Do it yourself.

READ AND UNDERSTAND

- A. Read the following questions. Fill in the blanks with the correct words from the brackets to complete the answers.

1. Why is the day special for Rohit?

It is his birthday. (a Sunday/his birthday)

2. What does Papa give to Rohit? An aeroplane. (An aeroplane/A mango sapling)

3. Who gives Rohit a mango sapling? Mama. (Mama/Papa)

4. Where does Rohit plant the mango sapling? Garden. (Park/Garden)

5. Who waters the sapling? Rohit. (Rohit/Papa)

- B. Tick (✓) the correct option.

1. Mama says that the mangoes will grow on the mango tree in

(a) one year.

(b) two to four years.

(c) a few months.

(d) ten years.

2. Rohit wants to

(a) plant a sapling on his every birthday.

(b) buy a toy on his every birthday.

(c) go for a picnic on his every birthday.

(d) have a party on his every birthday.

3. Rohit will like to

(a) have all the mangoes for himself.

(b) give the mangoes only to Papa, Rita and Sonu.

(c) give the apples to all his friends.

(d) give some mangoes to his friends.

GRAMMAR SPOTLIGHT


A. Circle the naming words (nouns) in these sentences.

1. The **lion** is a big animal.
2. The **clock** is on the **wall**.
3. Mohan likes **cricket**.
4. The **girl** was dancing.
5. The **bat** is on the **table**.


B. Complete the rhyme Jack and Jill with the help of the nouns.

Jack and **Jill**
Went up the **hill**
To fetch a **pail** of **water**
 Jack fell down
And broke his **crown**
And **Jill** came tumbling after.


C. Look at the pictures of the animals given below. Write their names in plural.




 Lions



 Cats



 Horses



 Cows

SPELL WELL

A. Given below are incomplete words. Fill in the boxes with suitable letters.

1.

G	I	F	T
---	---	---	---

2.

M	A	N	G	O
---	---	---	---	---

3.

H	A	P	P	Y
---	---	---	---	---

4.

S	M	I	L	E
---	---	---	---	---

WORD POWER

B. Match these words with their opposites.

1. hot → (a) old
2. big → (b) take
3. young → (c) cold
4. give → (d) small

LISTEN AND LEARN

A. Listen to the passage on the Digital Board and write down the correct number of each type of tree that grew on Uncle Tom's farm.

Uncle Tom's farm has many trees.

There are ten guava trees.

There are eight mango trees.

There are six jamun trees.

There is also one lemon tree.

✓ Converse and Connect

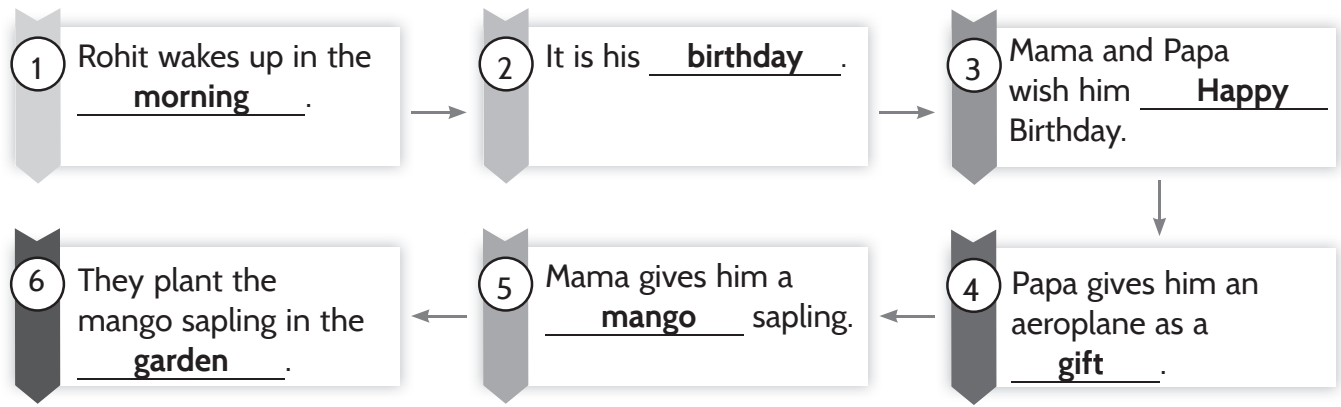
✓ Pronunciation Practice

These two are oral exercises.

Guidance will be given by the teacher.

WRITE WELL

A. Complete the following flowchart. Add suitable words to indicate what happens in the story. Take help from the box.



PROJECT WORK

Students can make a card on their own.

VALUES AND LIFE SKILLS

B. If someone gives you a gift, you will

(a) say 'thank you.'

(b) keep quiet.

2. My Birthday Gift

WORKSHEETS

WORKSHEET 1

- A. 1. The night was stormy.
2. The trees shook because the wind was blowing.
3. The child fell asleep when the rain stopped.
4. The mangoes had fallen on the ground.
5. He collected and munched the mangoes.
- B. 1. stormy 2. thunder; flashed 3. morning; mangoes 4. collected; munched

WORKSHEET 2

- A. **People:** Prakash, Sujoy, Kavita, Hanu, Ojas, Farida, Paul, Isha.
Places: Agra, Lucknow, New York, Jaipur, Assam, Russia, Mumbai, Chennai.
- B. 1. Chairs 2. Boy 3. Gate 4. Kites 5. Birds/sparrows 6. Cup

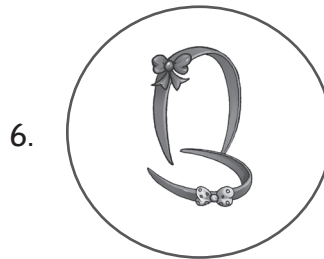
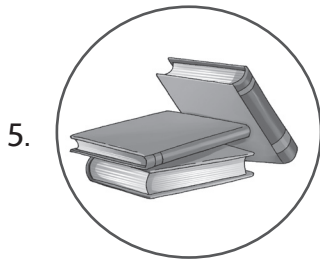


WORKSHEET 3

- A. 1. SOON 2. SMALL 3. SCHOOL 4. BALL 5. LOOSE 6. CALL 7. POOR 8. FULL
- B. 1. chair 2. water 3. books 4. trees 5. boys/girls/children

The Cupboard (Poem)

ANSWERS

A. Here is a picture of your new cupboard. Circle the things that you would like to keep in it.



B. Write the words from the box that sound the same, as those given below against them.

1. toys

boys

2. key

tea

3. cakes

lakes

4. good

wood

5. fat

bat

6. small

ball

3. Yummy Food

ANSWERS

GET SET!

A. Tick (✓) the foods which are good for your health. Put a cross (X) for the foods which are not good for your health.

- | | | | | | |
|-----------|-------------------------------------|-----------|--------------------------|-----------------|--------------------------|
| 1. Fruits | <input checked="" type="checkbox"/> | 2. Coke | <input type="checkbox"/> | 3. Pizza | <input type="checkbox"/> |
| 4. Milk | <input checked="" type="checkbox"/> | 5. Burger | <input type="checkbox"/> | 6. Potato chips | <input type="checkbox"/> |

READ AND UNDERSTAND

A. Tick (✓) the correct option.

1. Viwan and Rita are
- | | | | |
|-------------------------|--------------------------|-----------------|-------------------------------------|
| (a) brother and sister. | <input type="checkbox"/> | (b) classmates. | <input checked="" type="checkbox"/> |
| (c) cousins. | <input type="checkbox"/> | (d) neighbours. | <input type="checkbox"/> |
2. Viwan says his mother wants him to eat
- | | | | |
|--------------|--------------------------|----------------------------|-------------------------------------|
| (a) pizzas. | <input type="checkbox"/> | (b) potato chips. | <input type="checkbox"/> |
| (c) burgers. | <input type="checkbox"/> | (d) fruits and vegetables. | <input checked="" type="checkbox"/> |

B. Answer the following questions.

1. What food items has Viwan brought?

Ans. Poha, boiled carrots and boiled beans.

2. What food items has Rita brought?

Ans. Paratha, curd and salad.

3. Name three food items which are not good for our health.

Ans. Pizza, burger and chips.

GRAMMAR SPOTLIGHT

A. Look at the pictures and underline the describing words.

This is an old woman. This is a big bottle. We have a black car.



Ranjan is a good boy. A monkey has a long tail.

SPELL WELL

A. Fill in the missing letters and complete the words. Take help from Help Box.

1. f o o d

2. l u n c h


3. s a l a d

4. c a r r o t

5. f r u i t s


WORD POWER

B. Find the opposites of the following words from the box. Write them in the correct boxes.


1.  → big →


s	m	a	l	l
---	---	---	---	---

 ← 

2.  → cold →

h	o	t
---	---	---

 ← 

3.  → thin →

f	a	t
---	---	---

 ← 

C. Fill in the blanks. Choose words from the brackets.

1. It is break time at school. (is/am)

2. Viwan, Rita and Ravi are having lunch. (is/are)

3. You are right. (is/are)

LISTEN AND LEARN

A. Listen to the passage on the Digital Board. Now, answer the following questions orally.

1. What should we eat every day?

Ans. We should eat fruits and vegetables every day.

2. Why should we eat fruits and vegetables? Give one reason.

Ans. We should eat fruits and vegetables because they make us strong and healthy.

3. Name any two fruits.

Ans. Apple, banana.

4. Name any two vegetables.

Ans. Brinjal, potato.

- ✓ Converse and Connect
- ✓ Speak and Express
- ✓ Pronunciation Practise

These three are oral exercises.

No guidelines are needed here.

Guidance will be given by the teacher.

WRITE WELL

A. Copy the following sentences in your notebook.

Ans. Use your best handwriting to write the given sentences.

PROJECT WORK

A. Paste the picture of your favourite food in the box.

Ans. Do it yourself.

VALUES AND LIFE SKILLS

B. What would you do if you forget to bring the unit test notebook? Tick (✓) your choice.

1. I would just sit and start crying.
2. I would take out a few additional sheets from some other notebook for the unit test.
3. I would go to the school stationery shop and buy a new notebook for the unit test.

The first option would be 3, if the student has enough money to buy the notebook. If not, the second option would be 2.

3. Yummy Food

WORKSHEETS

WORKSHEET 1

- A. 1. The children were going to a camp.
2. Mother told them to eat healthy food and avoid junk food.
3. Father had taught them all about the berries and fruits they could eat, when he used to take them for trekking.
4. They had to avoid some berries because they were poisonous.
5. The children took sandwiches, fruits and juice to the camp.
- B. 1. trekking 2. camp 3. fruits; berries 4. children; healthy 5. junk

WORKSHEET 2

- A. **Underline the following words:**
1. little; white 2. red 3. large; lazy 4. pretty; pink 5. fresh; red; hot
- B. 1. kind 2. yellow; rainy 3. old; poor 4. healthy 5. first; beautiful

WORKSHEET 3

- A. 1. Young 2. Small 3. Thin 4. Tall 5. Cold 6. Far 7. White 8. Dark
9. Out 10. Shut/Close
- B. 1. hot 2. fat 3. black 4. young 5. shut/close 6. near

When I was One (Poem)

ANSWERS

READ AND UNDERSTAND

A. Tick (✓) the correct answers.

1. At what age was the poet nearly new?

(a) One year old

(b) Two years old



2. At what age was the poet just alive?

(a) Three years old

(b) Five years old



B. Match the words with their opposites.

Words

Opposites

1. new → (a) stop
2. begin → (b) foolish
3. clever → (c) old

C. Fill in the blanks.

1. The boy is cutting a



cake.

2. There are four candles



on the cake.

3. The children are wearing birthday caps



PERIODIC TEST 1

(BASED ON UNITS 1 - 3)

ANSWERS

LET'S READ

A. Fill in the blanks with suitable words.

1. Sonu's father has a shop.
2. His mother is a teacher.
3. Sonu lives in a small house.

B. Match the words in Column A with those in Column B.

Column A

Column B

- | | | |
|-----------|---|-------------|
| 1. Sonu | → | (a) Teacher |
| 2. Mom | → | (b) Shop |
| 3. Father | → | (c) Boy |

LET'S WRITE

C. Make sentences with the following words.

1. morning - I love to see the sunrise every morning.
2. family - My family goes on holidays together.
3. gift - I got a toy train as a gift on my birthday.

GRAMMAR SPOTLIGHT

D. Tick (✓) the groups of words which are complete sentences.

- | | |
|--------------------------------|-------------------------------------|
| 1. Sahil Delhi | <input type="checkbox"/> |
| 2. Sahil lives in Delhi. | <input checked="" type="checkbox"/> |
| 3. We food | <input type="checkbox"/> |
| 4. We should eat healthy food. | <input checked="" type="checkbox"/> |

E. Fill in the blanks with the suitable word.

We begin a sentence with a and usually end it with a full stop.

F. Circle the naming words in the following sentences.

1. The elephant is a big animal.
4. The glass is on the table.

G. Circle the describing words (Adjectives).

1. She has a **blue** pen.
2. Dipti has a **sweet** smile.

LITERATURE

H. Answer the following questions.

1. Do Rohan and Tia love their family?

Ans. Yes, Rohan and Tia love their family.

2. Who gives a mango sapling to Rohit on his birthday?

Ans. Mother gives a mango sapling to Rohit on his birthday.

3. Name two healthy foods.

Ans. Milk, apple

4. A New Friend


ANSWERS

GET SET!

1.

* Playing with toys

* Reading with my friend



* Dancing with my friend

* Fighting with my friend

READ AND UNDERSTAND

A. Tick (✓) the correct option.

1. In the evening, Viwan plays

(a) with his friends.

(b) with his parents.

(c) all alone.

(d) with his pet.

2. Viwan lives near a

(a) mountain.

(b) river.

(c) hill.

(d) market.

3. The name of his new neighbour is

(a) Mary.

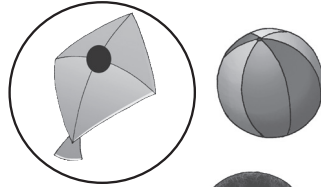
(b) Nasreen.

(c) Jaspreet.


(d) Shanti.

B. Circle the correct pictures and give the answers orally.

1. What is Viwan looking for?



2. Who becomes Viwan's friend?



C. Fill in the blanks with suitable words.

1. After school, Viwan flies kites.
2. One day, he loses his kite.
3. Viwan plays with his friends in the evening.

GRAMMAR SPOTLIGHT

A. Use the correct words from brackets and fill in the blanks with correct pronouns.

1. Raghu is a boy. He lives in Delhi. (She/He)
2. Manu and Harsh study in the same school. They go to school by school bus. (He/They)
3. Nidhi is a nurse. She looks after the patients. (He/She)
4. Do you like cookies? You can have some from the box. (You/She)
5. Romy is a robot. It helps Jimmy a lot. (She/It)
6. I am Nazeer. He stay in a flat at Noida. (He/I)

B. Match the correct words with the pictures by drawing lines.



Neeta He/She/It



Cell-phone It/She/He



Soldier She/He/It



You She/They/I

SPELL WELL

A. Given below are incomplete words. Fill in the boxes with suitable letters.

1. K I T E

2. H O U S E

3. A U N T Y

4. G A R D E N

WORD POWER

B. Match the games with their names.

1 ← (a) Carrom

2 ← (b) Ludo

3 ← (c) Snakes and Ladders

LISTEN AND LEARN

A. Listen to the passage on the Digital Board. Now, answer the questions orally.

1. What are the names of the two neighbours?

Ans. Their names are Ruhi and Mini.

2. Mention any two activities they enjoy doing together.

Ans. They enjoy reading storybooks and watching TV.

3. Which movie do the girls watch?

Ans. They enjoy the movie 'Tintin'.

4. Who goes to watch the movie with the girls?

Ans. Their mothers go to watch the movie with them.

✓ Converse and Connect

These three are oral exercises.

✓ Speak and Express

No guidelines are needed here.

✓ Pronunciation Practice

Guidance will be given by the teacher.

WRITE WELL

A. Copy the following sentences and expressions in your homework notebook. Learn and use them in your conversation with friends.

1. Will you be my friend?

Oh yes, sure.

2. I am pleased to meet you.
So am I.
3. Thank you very much.
You are welcome.

Ans. The sentences can be copied in good handwriting and used in conversations.

PROJECT WORK

- A. Cut pictures from old magazines and newspapers to show at least three activities that you often do with your neighbours. Paste the pictures in your scrapbook. Colour them brightly.

Ans. The students can do this on their own.

VALUES AND LIFE SKILLS

- A. Our neighbours are like our family members. We should be helpful to them.

Ans. This must be learnt and used in our daily lives.

- B. After coming back from school early, you find your house locked. What will you do? Tick (✓) your options. Also, tell your friend the reasons for your options.

1. You will cry and run here and there.
2. You will sit in front of your house and relax.
3. You will go to your neighbour and ask about your mother.
4. You will go to the main gate of the society and ask about your mother.

4. A New Friend

WORKSHEETS

WORKSHEET 1

- A. 1. Angela was a doll.
2. Rose got Angela as a birthday gift.
3. Rose put her on a chair near her bed at night.
4. Angela asked Rose if she would play with her.
5. Rose was happy because now she had a friend who would always be with her.
- B. 1. (b) 2. (a) 3. (b) 4. (a) 5. (b)

WORKSHEET 2

- A. Underline: 1. her 2. his; him 3. my; them 4. I; her 5. it 6. you; him; I
- B. 1. his 2. i; it 3. you 4. he 5. her

WORKSHEET 3

- A. 1. SMALL 2. SPELL 3. ASLEEP 4. STUDY 5. SMILE 6. STORY
- B. 1. ear 2. tail 3. paw 4. nose

5. Kind Meena

ANSWERS

GET SET!

A. Kind words make people feel good. We can use kind words in many ways. In what way would you use kind words?

Tick (✓) your option(s).

1. Making 'Best Wishes' cards when our loved ones sit for an exam.
2. Making 'New Year Greeting Cards' for our loved ones.
3. Making 'Thank You' cards when someone helps us.
4. Making 'Get Well Soon' cards when someone falls ill.

✓
✓
✓
✓

READ AND UNDERSTAND

A. Tick (✓) the correct option.

1. Meena lives in a hut with her
(a) uncle and aunt. (b) grandparents.
(c) father. (d) parents.
2. Meena loves
(a) flowers. (b) animals.
(c) fruits. (d) vegetables.
3. Meena uses the shining star
(a) to help her family only.
(b) to show off her power to get what she wants.
(c) to help her family, the poor and the needy.
(d) to test the power of the shining star.

B. Tick (✓) the correct words given in the brackets to complete the following sentences.

1. A beautiful (fairy✓/princess) comes to Meena at night.
2. The fairy gives Meena a (flower/shining star✓).
3. The Moon Fairy tells Meena to ask the star for (things✓/toys) that she needs.
4. Meena is a (kind✓/cruel) girl.

C. Fill in the blanks with suitable words.

1. There is a small garden in the backyard of Meena's hut.
2. One day, Meena sees a parrot that is hurt.
3. The parrot is sitting on a branch of a guava tree and it is hurt.
4. Meena brings the parrot home.

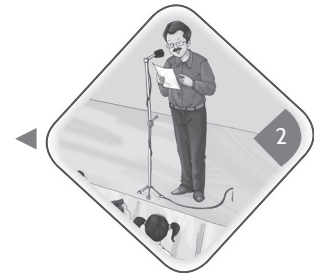
GRAMMAR SPOTLIGHT

A. Look at the following pictures and fill in the blanks with the appropriate action words from the brackets.



Father is reading (read/is reading) the newspaper.

Our principal is speaking (is speaking/speak) in the morning assembly.



The boy is working (is working/work) on the computer.

SPELL WELL

A. Fill in the missing letters to form complete words. You may use the clues given in the box.

1. w in g

2. c a r ry

3. b r a n c h

4. r o a d

5. p e op l e

6. f a i r y

WORD POWER

B. Match the following words from the story with their opposites.

Words	Opposites
1. small	(a) hate
2. love	(b) big
3. old	(c) young
4. good	(d) bad
5. poor	(e) night
6. day	(f) rich

LISTEN AND LEARN

A. Listen to the passage on the Digital Board. Now, answer the questions orally.

1. What does Mini see in the cage?

Ans. Mini sees a bird in a cage.

2. Who opens the door of the cage?

Ans. Mini opens the door of the cage.

✓ Converse and Connect

These three are oral exercises.

✓ Speak and Express

No guidelines are needed here.

✓ Pronunciation Practice

Guidance will be given by the teacher for difference between the two sounds.

WRITE WELL

A. Look at the picture of a fairy drawn below. Name it and colour it. Also, complete the given sentences. Imagine you are a fairy.

My name is Moon Fairy/Chandra.

I love children.

I like to help kind people.

You all should always help the poor and the needy.



Ans. Students can draw the wings and colour the fairy on their own.

PROJECT WORK

A. Collect two very short fairy tales with the help of your parents. Read those stories with the help of your teacher in the class for your project, 'Invitation to Grow'.

Ans. Any brief fairy tales are acceptable for reading.

VALUES AND LIFE SKILLS

A. Let us be kind to birds and animals and all other human beings. They are our best friends. They make our life happy.

Ans. Do it yourself.

B. Discuss the following.

1. What would you do to make your neighbour happy? Mention two things.

Ans. Do it yourself.

2. What would you do to look after your sick pet dog? Mention two things.

Ans. Do it yourself.

5. Kind Meena

WORKSHEETS

WORKSHEET 1

- A. 1. It was Monday.
2. She found the socks under her bed. Bingo was chewing them.
3. In the flurry, Vrinda spilt the milk on her uniform.
4. Vrinda had to change her uniform because she had spilt milk on it. As a result, she got late and missed the school bus.
5. Papa dropped her to school.
6. Mummy was upset because Papa forgot to carry his lunch.
- B. 1. Vrinda was getting ready for school.
2. She could not find her socks.
3. Bingo, her puppy, was chewing them.
4. Vrinda quickly took the socks.
5. Bingo was trying to get the socks again.
6. Vrinda spilt the milk on her uniform.
7. She heard the driver blow the horn.
8. By the time she ran out, the bus was gone.
9. Papa had to drop her to school.
10. Mummy was upset as he had forgotten to carry his lunch.

WORKSHEET 2

- A. 1. go 2. splashed 3. put 4. works 5. play 6. flew
- B. Add words in the following sequence:
go; comes; eat; run; take; reach; go; have; play; come

WORKSHEET 3


- A. 1. (d) 2. (e) 3. (g) 4. (f) 5. (b) 6. (a) 7. (c)

6. Little Red Hen

ANSWERS

GET SET!

A. Tick (✓) our National Bird.



READ AND UNDERSTAND

A. Tick (✓) the correct option.

1. Little Red Hen found grains of

(a) wheat



(b) corn

2. Who planted the grains of wheat?

(a) Little Red Hen



(b) Cat

B. Fill in the blanks with the correct word from the box.

1. Little Red Hen digs the field and plants the grains.

2. The grains grow into plants.

3. Little Red Hen grinds the wheat into flour.

C. Answer the following questions.

1. What did Little Red Hen find in the field?

Ans. Little Red Hen found some grains of wheat in the field.

2. Did her friends help her?

Ans. No, her friends did not help her.

3. Why did Little Red Hen not give bread to her friends?

Ans. Little Red Hen did not give bread to her friends they did not help her.

GRAMMAR SPOTLIGHT

A. Fill in the blanks with 'is', 'am', or 'are'.

1. I am a child.

2. They are boys.

3. This is my pet dog, Montu.

4. You are my friend.

B. Fill in the blanks with the correct words from brackets.

1. I have (has/have) one sister.

2. Tanush has (has/have) curly hair.

3. We have (have/has) many friends.

4. They have (has/have) new books.

SPELL WELL

A. Fill in the missing letters to complete the words. You can take help from the box.

1. w h e a t

2. d o u g h

3. g r i n d

4. f l o u r

WORD POWER

B. Match the animals and birds with the sounds they make. The first one has been done for you.

Animals/Birds

Sounds/Cries

1. A bee



(a) mews

2. A bird



(b) chirps

3. A cat



(c) barks

4. A dog



(d) hums

5. A horse



(e) neighs

LISTEN AND LEARN

A. Listen to the story on the Digital Board. Listen to it carefully and answer the questions orally.

1. Who was hungry?

Ans. The fox was hungry.

2. What did the fox see in the vineyard?

Ans. He saw grapes in the vineyard.

3. What did the fox say in the end?

Ans. He said, "The grapes are sour."

- ✓ Converse and Connect
- ✓ Speak and Express
- ✓ Pronunciation Practice

These three are oral exercises.

No guidelines are needed here.

Guidance will be given by the teacher for difference between the two sounds.

WRITE WELL

A. Solve the following riddles.

1. I am a small insect.

I work very hard.

 A N T

2. I make honey.

I am also very hardworking.

 B E E

PROJECT WORK

Learn the poem.

VALUES AND LIFE SKILLS

B. Tick (✓) the correct option.

If you work hard, you will

- 1. feel happy
- 2. feel sad

6. Little Red Hen

WORKSHEETS

WORKSHEET 1

- A. 1. Pratap was a soldier of the Indian Army.
2. He was going on leave to his village in Kerala.
3. He found that the whole place was flooded.
4. Many people were standing on rooftops and crying for help.
5. People loved him for his kindness and his bravery.
- B. 1. leave 2. flooded 3. strongly 4. forgot 5. saved

WORKSHEET 2

- A. 1. am 2. are 3. is 4. has 5. have
- B. 1. has 2. are 3. is 4. have 5. am

WORKSHEET 3

- A. 1. (c) 2. (g) 3. (j) 4. (i) 5. (d) 6. (a) 7. (h) 8. (f) 9. (b) 10. (e)
- B. 1. AGE 2. ANT 3. ICE 4. OUT 5. LAY 6. HAIR, AIR

Mother Shake the Cherry-tree (Poem)

ANSWERS

READ AND UNDERSTAND

A. Tick (✓) the correct options.

1. Who shakes the cherry-tree?

(a) Mother.



(b) Brother.



(c) Father.



(d) Susan.



2. Who is told to catch a cherry?

(a) Susan.



(b) Mother.



(c) Brother.



(d) Father.



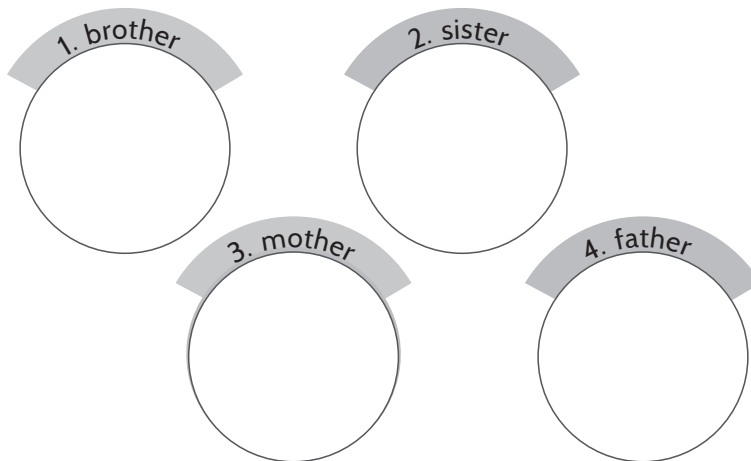
B. Join each of the rhyming words with a line.

1. cherry → (a) door

2. more → (b) be

3. tree → (c) merry

C. Draw and colour the pictures to show the number of cherries that each of the following persons got.



Ans. Do it yourself.

PERIODIC TEST 2

(BASED ON UNITS 1 - 6)

ANSWERS

LET'S READ

A. Answer the following questions.

1. Who has a pet dog?

Ans. Sujata has a pet dog.

2. What is the name of the dog?

Ans. The name of the dog is Bingo.

3. Who are Mala's friends?

Ans. Sujata and Ravi are Mala's friends.

B. Fill in the blanks with the help of the words from the box.

1. Sujata and Ravi are Mala's friends.

2. Bingo is Sujata's pet dog.

3. He runs after a ball to catch it.

LET'S WRITE

C. Write three things that you do before going to school.

Ans. The following are only clues. The students may write their own answers.

Brush teeth; Have a bath; Wear uniform; Put on shoes; Eat breakfast
Wave goodbye; Go to bus stand; Check bag

GRAMMAR SPOTLIGHT

D. Fill in the blanks with the suitable pronouns from the brackets.

1. Juhi has a robot. It looks like a man. (It/They)

2. Varun plays in the park. He plays in the evening. (She/He)

3. Rita is in Class I. She is my friend. (She/He)

4. Sonu and Deepak live near my house. They are my neighbours. (She/They)

E. Pick out the action words (verbs) from the following sentences and write them in the space provided.

1. My grandparents tell me stories. tell

2. I watch TV on Sundays. watch

3. Father reads the newspaper in the morning. reads

4. Birds fly in the sky. fly

F. Form -ing words and fill in the blanks. Use the words given in the brackets.

Example: Mita is reading a book. (read)

1. Sohan is is looking at the new painting. (look)

2. Rishi is jumping on the playground. (jump)

H. Tick (✓) the correct verbs to complete the sentences.

1. I (are/am✓) in Class I.

2. She (is✓/are) my friend.

LITERATURE

A. Answer the following questions.

1. Who gave the shining star to Meena?

Ans. The Moon Fairy gave the shining star to Meena.

2. Who gave the kite to Viwan?

Ans. Mary gave the kite to Viwan.

3. Why did Little Red Hen not give bread to her friends?

Ans. Little Red Hen did not give bread to her friends as they did not help her.

7. The Bear and Two Friends

ANSWERS

GET SET!

A. Imagine you and your close friend are playing together in a park. You are on a see-saw, and your friend is on a swing. Suddenly, your friend falls from the swing. What would you do?

Tick (✓) your option.

I will

- (a) not care to go there and save him/her.
- (b) leave the park immediately to inform his/her parents.
- (c) run to help him/her.

READ AND UNDERSTAND

A. Tick (✓) the correct option.

1. The two friends are going to the
- (a) village. (b) city.
- (c) forest. (d) market.
2. The two friends see a/an
- (a) lion. (b) elephant.
- (c) fox. (d) bear.
3. The bear wants to eat
- (a) Aman. (b) Mohit.
- (c) honey. (d) fish.
4. Aman saves himself by climbing a
- (a) tree. (b) hill.
- (c) mountain. (d) rock.
5. Mohit saves himself by
- (a) running away. (b) lying down on the ground.
- (c) shouting for help. (d) fighting with the bear.

B. Fill in the blanks.

1. Aman and Mohit are friends.
2. Aman and Mohit cross a forest to go to the city.
3. They see a bear near the trees.

4. The bear does not eat Mohit.

C. Answer the following questions.

1. Who could not climb trees?

Ans. Mohit could not climb trees.

2. Where did Mohit lie down to save his life?

Ans. Mohit lay down on the ground to save his life.

3. How did Mohit act to save himself?

Ans. Mohit acted dead to save himself.

4. Why did Mohit act like that?

Ans. He acted dead so that the bear would not eat him.

5. Did the bear eat Mohit?

Ans. No, the bear did not eat Mohit.

6. Who is a true friend according to Mohit?

Ans. A true friend is one who is always helpful.

GRAMMAR SPOTLIGHT

A. Look at the pictures and fill in the blanks with action words (verbs).



Vani is reading a storybook.

Sheena is dancing



My sister is playing the piano.

They are playing hockey.



B. Add -ed to the correct words from the Help Box to fill in the blanks.

1. Shaina recited a poem in the class yesterday.
2. Rima showed Seema her new dress last evening.
3. She waited for her friend at the metro station for two hours.
4. He acted in a play last month.

SPELL WELL

A. Fill in the missing letters. Take help from the words given in the box.

1. c i t y
2. s a f e
3. d an g er
4. fr i e n d

WORD POWER

A. Look at the following pictures. Fill in the boxes with the correct letters and complete the words.

1.



B	E	A	R
---	---	---	---

2.



T	R	E	E
---	---	---	---

B. Fill in the blanks with suitable double letters given in the box and complete the words.

1. pu p p y
2. tr e e
3. vi l l age
4. m o o n
5. cla s s
6. ca r r ot

LISTEN AND LEARN

A. Listen to the passage on the Digital Board. Now, answer the questions orally.

1. Who were good friends?

Ans. An ant and a dove were good friends.

2. Who went to drink water?

Ans. The ant went to drink water.

3. Who was sitting on the tree?

Ans. The dove was sitting on the tree.

- ✓ Converse and Connect
- ✓ Speak and Express
- ✓ Pronunciation Practice

These three are oral exercises.

No guidelines are needed here.

Guidance will be given by the teacher for difference between the two sounds of 'oo'.

WRITE WELL

A. Fill in the blanks with suitable words from the brackets.

1. I always help _____. (my friend/anyone in need)

Ans. Do it yourself

2. I never fight with anyone. (fight/hurt)

B. Complete the following sentences on your own.

1. A bear is a big animal. (big/small)
2. It lives in a forest. (house/forest)
3. I _____ seen a bear. (have/have never)

Ans. Do it yourself

C. Colour the following picture with crayons or colour pencils. Add your own words to complete what the bear is saying to you.



1. Hi! I am a big

_____.

2. I live in the

_____.

3. _____.

4. _____.

Ans. Do it yourself.

PROJECT WORK

Ans. Do it yourself.

VALUES AND LIFE SKILLS

Ans. Do it yourself.

7. The Bear and Two Friends

WORKSHEETS

WORKSHEET 1

- A. 1. The animals ran because there was a fire in the forest.
2. The group of monkeys jumped from branch to branch on the trees to get out of the forest.
3. The little monkey could not cross the stream because it was too wide.
4. The Monkey King helped the little monkey by wrapping his tail around one branch and swinging across the stream to grab another tree branch. Thus, he became a bridge over which the little monkey could walk to cross the stream.
5. The Monkey King became the little monkey's friend.
- B. 1. terrible fire 2. branch; branch 3. wide 4. wrapped; swung 5. grabbed; walk

WORKSHEET 2

- A. 1. going 2. finished 3. asking 4. looked 5. talking
B. 1. swimming 2. going 3. barking 4. flying 5. running 6. saying
C. 1. am; is; are 2. closed; have; want 3. went; has; is; is wearing
D. 1. picked 2. worked 3. climbed

WORKSHEET 3

- A. Any reasonable sentences are acceptable.
B. 1. Heavy/dark 2. Cold 3. Soft 4. Rough 5. Good
C. 1. DOOR/DEER 2. CORRECT/ COLLECT 3. LETTER 4. PASS 5. EGGS 6. KITTEN



Lost and Found (Poem)

ANSWERS

READ AND UNDERSTAND

A. The following sentences about the poem are all jumbled up. Number them in the correct order.

- | | |
|--|---|
| 1. The rubber ball got lost. | 2 |
| 2. The rubber ball bounced at every wall. | 1 |
| 3. It could not be found anywhere. | 3 |
| 4. The rubber ball was found near the pup. | 4 |

B. Answer the following questions.

1. Did you lose anything you loved in the past few days?

Ans. Do it yourself.

2. Name the thing that you lost.

Ans. Do it yourself.

3. Did you find that thing again?

Ans. Do it yourself.

4. Where did you find your lost thing?

Ans. Do it yourself.

C. Write the words from the given poem that rhyme (sound alike) with the following words.

- | | | | |
|---------------|-------------------------------------|----------|----------------------------------|
| 1. ball | <u> wall </u> | 2. there | <u> where </u> |
| 3. everywhere | <u> anywhere </u> | 4. wail | <u> tail </u> |

D. Draw and colour the object that you have lost and not found it.

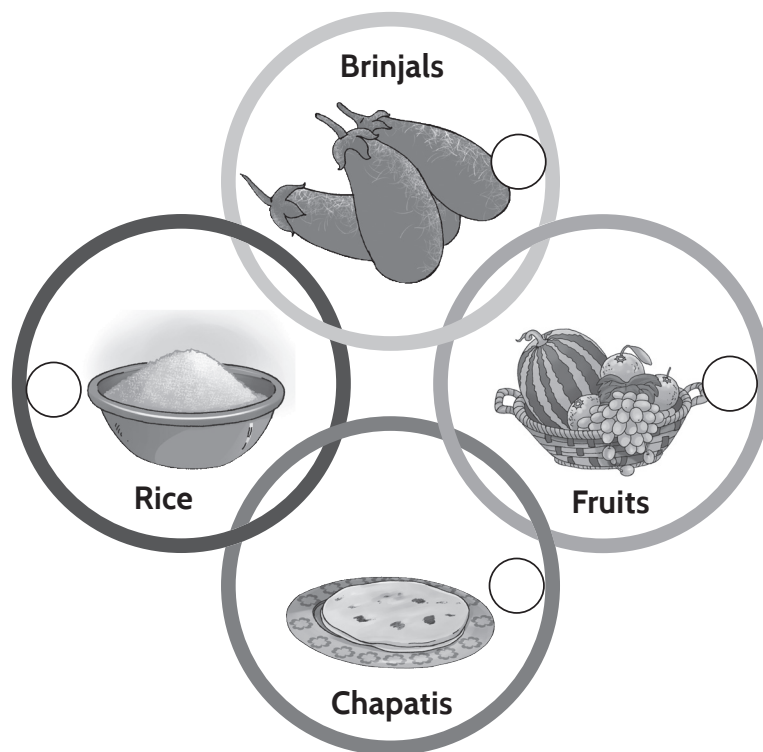
Ans. Do it yourself.

8. Sona and Her Friends

ANSWERS

GET SET!

A. Put a tick (✓) for the things that you like to eat and a cross (X) for the things you don't like to eat.



Ans. Do it yourself.

READ AND UNDERSTAND

A. Tick (✓) the correct option.

1. Sona lives

(a) in a flat.

(b) in a palace.

(c) on a farm.

(d) in a forest.

2. Sona likes to eat

(a) grass.

(b) bananas.

(c) mangoes.

(d) apples.

3. Many animals are Sona's

(a) friends.









(b) brothers and sisters.

(c) helpers.

(d) teachers.



B. Match the animals with their favourite food. One has been done for you.

Animal		Food
1. 	<input type="radio"/>	
2. 	<input type="radio"/>	
3. 	<input type="radio"/>	
4. 	<input type="radio"/>	

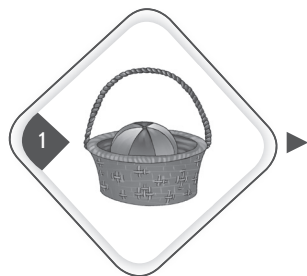
Connections: 1 to 3, 2 to 4, 3 to 1, 4 to 2.

GRAMMAR SPOTLIGHT

A. Fill in the blanks with 'a' or 'an'.

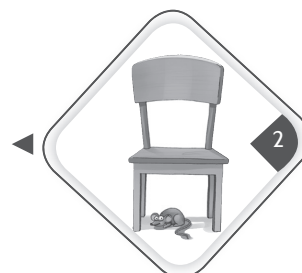
1. There is an orange on the table.
2. Give me an eraser, please.
3. Sona gives a carrot to the rabbit.
4. Sona gives a nut to the squirrel.
5. I saw a crocodile in the zoo.

B. Look at the pictures and tick (✓) the correct prepositions given in the brackets.



The ball is (on/in✓/over) the basket.

The mouse is sitting (over/on/under✓) the chair.





Dipti is standing (under/behind✓/on) the door.



The monkey is sitting (on✓/in/under) the wall.



The helicopter is flying (in/under/over✓) the building.

SPELL WELL

1. Fill in the missing letters to form words. You may take help from the box. Learn the spellings of these words also.

1. b a s k e t

2. s u g ar c a ne

3. s q u i r r el

4. m a n go e s

WORD POWER

A. The names of some favourite food items of Sona's friends are given in the word search. Find them and colour. One has been done for you.

Ans.

A	N	U	T	C	D	B	L	K	M
Z	X	W	Y	M	A	N	G	O	R
S	U	G	A	R	C	A	N	E	Z
D	B	A	C	E	G	U	A	V	A
Y	C	A	R	R	O	T	Q	O	R

LISTEN AND LEARN

Listen to the passage on the Digital Board. Now, answer the questions orally.

1. What is the name of Surabhi's cat?

Ans. The name of Surabhi's cat is Rani.

2. Who presented that cat to Surabhi and when?

Ans. Surabhi's mother presented the cat to Surabhi on her fifth birthday.

3. What does the cat like to eat and drink?

Ans. Rani likes to eat mice and drink milk.

4. How does Surabhi's mother treat Surabhi's cat?

Ans. Surabhi's mother treats Rani like her own daughter.

5. How does Surabhi's mother show her love for the cat?

Ans. Surabhi's mother dresses up Rani like a little girl and takes her to the park in a baby carriage.

✓ Converse and Connect

✓ Speak and Express

✓ Pronunciation Practice

These three are oral exercises.

No guidelines are needed here.

Guidance will be given by the teacher for difference between the two sounds of 'ow'.

WRITE WELL

A. Here are Sona's friends. Colour the following pictures with crayons.

Write one sentence about each picture.

1. _____

2. _____

Ans. Do it yourself.



PROJECT WORK

A. Imagine you have invited Sona's friends to your house on your birthday. Paste colourful pictures to show the things, you would offer them to eat.

Ans. Do it yourself.

VALUES AND LIFE SKILLS

B. What will you do if you see your friend is sitting without having his/her lunch?

Ans. 1. I will ignore him/her.

2. I will go to my friend and ask him/her to share my lunch.

8. Sona and Her Friends

WORKSHEETS

WORKSHEET 1

- A. 1. He called his friends for a party.
2. Arjun, Ishu, Dev and Yash came for his party.
3. His mother made a cake with a train on it.
4. The children played darts and passing the parcel.
- B. 1. birthday 2. party 3. gift 4. colour pencils; a video game

WORKSHEET 2

- A. 1. an 2. a 3. a 4. an 5. a
- B. 1. on 2. under 3. over 4. in 5. behind
- C. 1. in 2. at 3. on 4. of 5. for

WORKSHEET 3

A.

X	T	M	O	R	A	N	G	E	L	P
A	R	O	L	X	Z	T	M	Z	C	S
P	S	G	R	A	P	E	S	Y	A	B
P	U	B	A	K	U	Y	T	I	R	Q
L	K	V	O	N	O	S	X	N	R	A
E	L	R	Z	B	M	A	N	G	O	W
R	W	N	G	H	V	U	L	S	T	N

- B. 1. friends 2. pebbles 3. jug 4. thirsty 5. flew 6. gifts


9. Jimmy has a Robot

ANSWERS

GET SET!

- A. Look at the pictures and identify the machines. Write their correct names from the box below.

Ans.



Air cooler



Mixer and grinder



Microwave oven



Washing machine

- B. Cut out and paste the picture from a newspaper or magazine of a machine that is used in your house. (You may use the picture of a fridge, computer, an AC, etc.)

Tell the class how this machine is useful to you all.

Ans. Do it yourself.

READ AND UNDERSTAND

- A. Complete the following answers by filling the blanks with the correct words from the brackets.

1. What time grandpa wakes Jimmy in the morning?
(at 5 o'clock, 6 o'clock, 7 o'clock)

Grandpa wakes up Jimmy at 6 o'clock.

2. What does Grandpa give Jimmy?

Grandpa gives Jimmy a robot. (car/robot)

3. What is a robot?

A robot is a machine that looks like a human being. (human being/TV)

4. Where does Romy keep the books?

Romy keeps the books on the table. (chair/table)

5. Does Romy close the tap after filling the water?
Yes, it does. (Yes/No)

B. Tick (✓) the correct option.

1. Jimmy names the robot

(a) Willy.

(b) Tony.

(c) Romy.

(d) Ravi.

2. What did Jimmy ask Romy to keep on the table?

(a) Books

(b) Plants

(c) Cups

(d) Papers

3. Jimmy gives a bottle to Romy to fill it with

(a) juice.

(b) tap water.

(c) milk.

(d) oil.

4. Answer the following questions by writing Yes/No.

(a) Romy carries the books and puts on the table.

Yes.

(b) Romy tells Jimmy a story.

No.

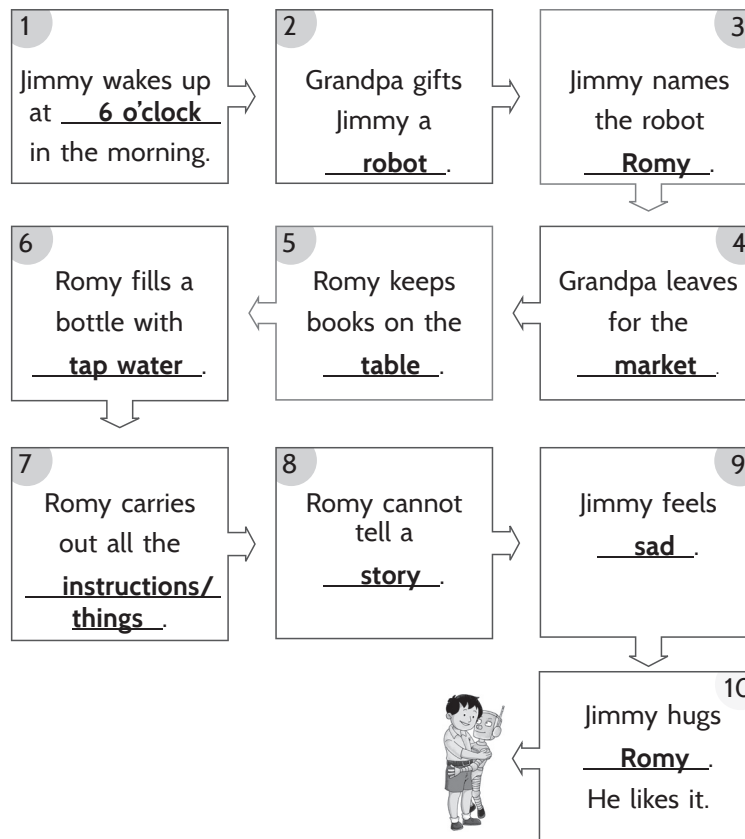
(c) Romy fills a water bottle.

Yes.

(d) Romy smiles back like Jimmy.

No.

C. Complete the following flowchart by adding suitable words. It shows the main happenings in the story.



GRAMMAR SPOTLIGHT

A. Fill in the blanks using 'and', 'but', 'or'.

1. The apples are sweet but the grapes are sour.
2. Romy, Ravi and Mansi are playing in the playground.
3. Roses and tulips are beautiful flowers.
4. Are you going to a hilly place by train or by helicopter?

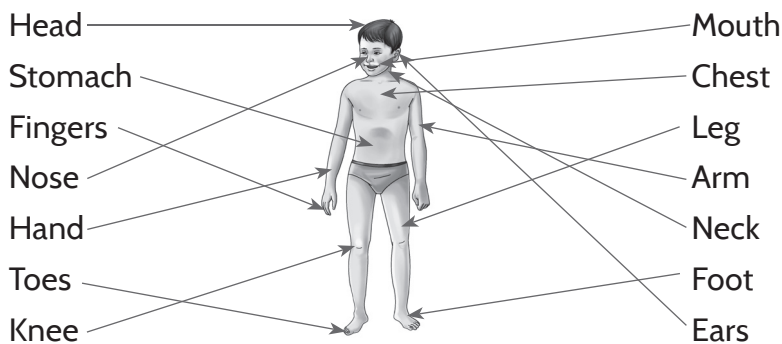
SPELL WELL

A. Fill in the blanks with the correct letters from the box to form meaningful words. Also learn their spellings well.

1. s m all
2. s l eep
3. s m ile
4. s t ory
5. s t udy
6. f r uit

WORD POWER

A. Look at the picture. Now, draw a line from each word to the correct part of the body.



LISTEN AND LEARN:

A. Listen to the passage on the Digital Board and draw the correct pictures in the boxes.



Grandfather

Mother

Father

Romy

Colour the pictures using crayons.

Ans. Do it yourself.

- ✓ Converse and Connect
- ✓ Pronunciation Practice

These three are oral exercises.

Guidance will be given by the teacher.

WRITE WELL

A. Imagine you are Jimmy. You have Romy, a gift from Grandpa. Write a few lines about Romy and complete the paragraph. You can take words from the box.

Ans. I have a robot called Romy. It has big eyes, a head, two arms and two legs and a body like mine. Romy can fill a bottle with water. It can also clean the garden. But it cannot tell me a story! I love Romy.

PROJECT WORK

A. Paste or draw and colour pictures of different types of robot like machines in your notebook/scrapbook.

Ans. Do it yourself.

VALUES AND LIFE SKILLS

A. Think and answer. Tick (✓) the correct options and cross (X) the ones that are incorrect.

<p>We should take a good care of the things and machines we use.</p>	<p>We should know how to use machines and things before their use.</p>	<p>We should throw away things after we use them once.</p>	<p>We should not use any machines.</p>
<p>✓</p>	<p>✓</p>	<p>X</p>	<p>X</p>

9. Jimmy has a Robot

WORKSHEETS

WORKSHEET 1

- A. 1. (b) 2. (b)
B. 1. toy 2. Father 3. small 4. happy

WORKSHEET 2

- A. 1. and 2. but 3. or 4. but 5. or

WORKSHEET 3

- A. Any reasonable sentences are acceptable.
B. 1. Happy 2. Fast 3. High 4. Short
C. 1. LION 2. DUCK 3. EAGLE 4. HORSE 5. TIGER 6. GIRAFFE 7. SNAKE 8. FROG
9. MONKEY 10. ELEPHANT

PERIODIC TEST 3

(BASED ON UNITS 1 - 9)

ANSWERS

LET'S READ

A. Tick (✓) the correct answers.

1. Mr Rohan has a big

(a) house.

(b) farm.



2. Mr Rohan likes to eat

(a) ice cream.

(b) fresh fruits.



3. Mr Rohan has a big dog called

(a) Blackie.

(b) Tiger.



B. Pick out the correct words from brackets.

1. Mr Rohan makes jam, jelly and squash from fruits. (pudding/squash)

2. He grows potatoes, tomatoes, cabbages, onions and rice on his farm. (rice/wheat)

LET'S WRITE

C. Write two sentences on 'My Friend'.

Harish is my friend.

He stays near my house.

GRAMMAR SPOTLIGHT

D. Fill in the blanks with suitable action words.

1. I go to school every day.

2. We play football in the park every day.

E. Pick suitable prepositions from the brackets to complete the sentences.

1. Her school is in New Delhi. (in/on)

2. I kept my books on the table. (on/into)

F. Fill in the blanks with 'a' or 'an' to complete the sentences.

1. I eat an egg with bread in the morning.

2. There is a snake in the backyard of our house.

G. Underline the conjunctions in the following sentences.

1. Rohan and Sohan play football in the park.

Ans. Rohan and Soan play football in the park.

2. Give me a red or green shirt.

Ans. Give me a red or green shirt.

LITERATURE

H. Answer the following questions.

1. Which fruit would grow on the tree that Rohit planted on his birthday?

Ans. Mango

2. What gift did Grandpa give to Jimmy?

Ans. A robot

3. Did the bear eat Mohit?

Ans. No.

4. Where does Sona live?

Ans. Sona lives on a farm.

5. What does the Moon Fairy give Meena?

Ans. Moon Fairy gives a shining star to Meena.