

1. ME AND MY FAMILY

ANSWERS

Read and Understand

A. 1. (b) 2. (a) 3. (b)

B. 1. False 2. True 3. True 4. False

C. 1. Class I 2. Six

D. 1. The lion is a big animal.

2. The clock is on the wall.

3. Mohan likes cricket.

4. The girl was dancing.

5. The bat is on the table.

E. Jack and Jill

Went up the hill

To fetch a pail of water

Jack fell down

And broke his crown

And Jill came tumbling after.

F. 1. P 2. T 3. A 4. Pl 5. T 6. Pl 7. A 8. P 9. Pl 10. A

G. 1. Lion 2. Cow 3. Hen 4. Sheep

H. 1. father 2. mother 3. teacher 4. grandmother 5. officer 6. doctor

I. 1. GRANDMOTHER 2. MOTHER 3. SISTER 4. FATHER 5. GRANDFATHER
6. BROTHER

J. 1. Nimi. 2. Grandmother. 3. She brings her medicine.

M. Do it yourself.

N. Do it yourself.

2. OFF TO SCHOOL

ANSWERS

Warm Up

Lunch box, Water bottle, Pencil box, Bag.

Read and Understand

A. 1. (b) 2. (b)

B. 1. study 2. I, LKG 3. read, write, dance 4. healthy

C. 1. Grandfather.

2. They learn to read, write, do sums, sing and dance.

3. They come back from school in the afternoon.

D. 1. pens 2. birds 3. monkeys 4. parks 5. trees 6. pencils

E. 1. book 2. pencil 3. car 4. eraser

F. 1. buses 2. foxes 3. bushes 4. matches

G. 1. school 2. computer 3. healthy 4. salad 5. playground

H. 1. FARMER 2. DOCTOR 3. TEACHER 4. COBBLER

I. 1. Yes, one should go to school on time.

2. No, one should not make a noise in the classroom.

3. Yes, one should listen carefully to the teacher.

L. Do it yourself.

M. Do it yourself.

THE SCHOOL CLOCK (POEM)

ANSWERS

Read and Understand

A. 1. (a) 2. (b)

B. 1. The clock tells us the time.

2. We should keep our face clean and bright like the clock. We should learn to do what is right.

C. 1. 4 o'clock 2. 10 o'clock 3. 7 o'clock 4. 2 o'clock 5. 3 o'clock 6. 9 o'clock

3. FUN AT THE PARK

ANSWERS

Warm Up

Do it yourself.

Read and Understand

- A. 1. (b) 2. (a)
- B. 1. False 2. False 3. False 4. True
- C. 1. They go to the park to play.
2. They make many things with the sand.
3. They have great fun when they go up and down the see-saw.
- D. 1. run 2. kick 3. read 4. jump 5. drink 6. write
- E. 1. (d) 2. (c) 3. (a) 4. (b)
- F. 1. swing 2. slide 3. sandpit 4. friend
- G. 1. (d) 2. (c) 3. (b) 4. (a)
- H. 1. (b) 2. (c) 3. (a)
- I. 1. Tejas is eleven years old.
2. M.S. Dhoni
3. With his father
- L. Do it yourself.
- M. Do it yourself.

PERIODIC TEST—1

- A. 1. (b) 2. (a) 3. (b) 4. (b) 5. (b)
- B. 1. Red fox and snow fox. 2. Up to 10 years. 3. Grasshoppers, fruits, berries. (any two)
4. Cub.
- C. Do it yourself.
- D. 1. Rati, school 2. books, table 3. boy, ball 4. elephant, animal 5. Sumit, Chandigarh
6. market, vegetables
- E. 1. play 2. jump 3. drink 4. read
- F. 1. Rohan Kumar is six years old.
2. He studies in Class I.
3. At school, Rohan and Vani learn to read, write, do sums, sing and dance. They also learn to use the computer.
4. Rohan and Vani go to the park to play with their grandfather.
5. They have great fun when they go up and down the see-saw.

4. IT'S A COLOURFUL WORLD!

ANSWERS

Warm Up

Apple – red, Banana – yellow, Bag – blue, Lady's finger – green

Read and Understand

A. 1. (b) 2. (b)

B. 1. False 2. True 3. True

C. 1. He wanted to show him the rainbow.

2. Red, orange, yellow, green, blue, indigo and violet.

D. 1. is 2. are 3. is 4. are

E. 1. am 2. is 3. is 4. am 5. is

F. 1. am 2. are 3. is 4. are 5. is

G. 1. indigo 2. happy 3. rainbow 4. beautiful

H. 1. butterfly 2. watchman 3. classroom 4. tablecloth 5. football 6. blackboard

I. 1. RED 2. BLUE 3. PINK 4. YELLOW 5. GREEN 6. BLACK

J. 1. They are flying kites 2. Mohan's 3. Sia's 4. Vani's

M. balls, red, blue, green, yellow

N. Do it yourself.

THE MOON (POEM)

ANSWERS

Read and Understand

A. 1. (a) 2. (a)

B. 1. Look 2. shining 3. mother 4. lamp

C. 1. Sun 2. Stars

5. THE THIRSTY CROW

ANSWERS

Warm Up

Eagle, Sparrow, Duck

Read and Understand

A. 1. (b) 2. (b)

B. 1. thirsty 2. water 3. stones 4. happy; drank 5. flew

C. 1. He picked up stones one by one and threw them into the pot.

2. When the crow threw the stones into the pot, the water came up.

D. 1. an 2. a 3. an 4. a

E. 1. an 2. a 3. an 4. a

F. a mango, an igloo, a duck, an egg

G. 1. thirsty 2. beak 3. drank 4. happy

H. 1. (b) 2. (c) 3. (a)

I. 1. lion 2. July 3. mango

J. 1. Peacock. 2. Blue. 3. When it rains.

M. 1. bird 2. legs 3. beak

N. Do it yourself.

6. THE LION AND THE MOUSE

ANSWERS

Warm Up

1. (d), 2. (c), 3. (a), 4. (b)

Read and Understand

A. 1. (a) 2. (a) 3. (b)

B. 1. False 2. True 3. False 4. True

C. 1. Lion.

2. The mouse told the lion that he would help him some day.

3. The mouse cut the net with his teeth and the lion became free.

D. 1. long 2. blue 3. tall 4. small 5. new

E. 1. mouse 2. sleeping 3. angry 4. roared

F. 1. hole 2. burrow 3. nest 4. web

G. 1. Sujata and Ravi.

2. They play in the park.

3. Bingo.

J. Do it yourself.

K. Do it yourself.

A WISE OLD OWL (POEM)

ANSWERS

Read and Understand

- A. 1. (a) 2. (b) B. 1. wise 2. spoke, heard 3. bird C. Do it yourself.

LIFE SKILLS—1

- A. Ball, Crayon B. 1 C. Ask them not to do so.
D. No, he is not doing the right thing. I would tell him to eat more green vegetables and fruits.

PERIODIC TEST—2

- A. 1. (b) 2. (a) 3. (b) 4. (b) 5. (a)
B. 1. False 2. True 3. False 4. True 5. True C. Do it yourself.
D. 1. an 2. a E. 1. Jaya Kumar, schoolteacher 2. Rohan Kumar F. 1. is 2. are 3. am
G. 1. They play with their friends in the sandpit.
2. Grandfather called Rohan to show him a beautiful rainbow in the sky.
3. Red, orange, yellow, green, blue, indigo and violet.
4. The crow had an idea of how to get to the water in the pot. He picked up small stones in his beak. He threw them one by one into the pot. The water came up.
5. The mouse helped the lion by cutting the net with his teeth and the lion became free.

GRAMMAR WORKSHEETS

Grammar Worksheet 1

- A. 1. dog 2. Mary 3. Delhi 4. pencil 5. school bus
B. Johnny, Johnny
Yes, papa.
Eating sugar
No, papa.
Telling a lie,
No, papa.
Open your mouth
Ha! ha! ha!

Grammar Worksheet 2

- A. 1. apples 2. boys 3. eggs 4. toys 5. pencils
B. 1. buses 2. cat 3. monkey 4. orange 5. birds

Grammar Worksheet 3

- A. 1. walks 2. dances 3. plays 4. works B. 1. fly 2. swim 3. jump 4. walk
C. stand push speak eat write smile sing cry jump drink run

Grammar Worksheet 4

A. 1. am, am 2. is, is 3. are, are

B. 1. I am Rohan. 2. We are friends. 3. They are good players. 4. She is Tia.

Grammar Worksheet 5

A. ice cream ant egg elephant ox umbrella

B. 1. an 2. a 3. a 4. an 5. an 6. a C. 1. an 2. a 3. a 4. an 5. a

Grammar Worksheet 6

A. Do it yourself.

B. 1. (d) 2. (e) 3. (a) 4. (c) 5. (b) 6. (g) 7. (f)

C. 1. big 2. five 3. black 4. sunny 5. fast


1. COMPARATIVES

ANSWERS

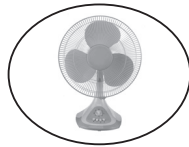
BIG-SMALL



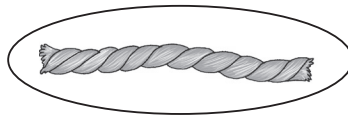
LONG-SHORT




TALL-SHORT




THICK-THIN



HEAVY-LIGHT



MORE-LESS




2. SPATIAL RELATIONS

ANSWERS

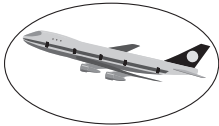
INSIDE-OUTSIDE





X




ABOVE-BELOW




TOP-BOTTOM



ON-UNDER



RIGHT-LEFT



3. SORTING

ANSWERS

SIMILAR AND DIFFERENT

A. 1. D 2. C 3. B

FIND THE ODD ONE

A. 1. D 2. A 3. A 4. B

TICK THE SIMILAR AND COLOUR

A. 1. A & B, 2. A & C 3. B & D 4. A & D

CROSS-OUT THE DIFFERENT AND COLOUR

A. 1. B 2. A 3. C 4. B

MAKING COLLECTIONS

A. 1. A, C & D 2. A, B & C 3. A, B & D 4. A, B & D

MATCH THE PAIRS

A. 1-D, 2-A, 3-F, 4-B, 5-C, 6-E

4. NUMBERS (1 – 9) AND 0

ANSWERS

WRITING NUMERALS TOGETHER

A. 1.

1	1	1	1	1	1	1	1	1
2	2	2	2	2	2	2	2	2
3	3	3	3	3	3	3	3	3
4	4	4	4	4	4	4	4	4
5	5	5	5	5	5	5	5	5
6	6	6	6	6	6	6	6	6
7	7	7	7	7	7	7	7	7
8	8	8	8	8	8	8	8	8
9	9	9	9	9	9	9	9	9

2.

1	2	3	4	5	6	7	8	9
2	3	4	5	6	7	8	9	1
3	4	5	6	7	8	9	1	2
4	5	6	7	8	9	1	2	3
5	6	7	8	9	1	2	3	4
6	7	8	9	1	2	3	4	5
7	8	9	1	2	3	4	5	6
8	9	1	2	3	4	5	6	7
9	1	2	3	4	5	6	7	8

COUNT AND MATCH

A. 2. 4 (Four) 3. 6 (Six) 4. 8 (Eight) 5. 9 (Nine) 6. 1 (One) 7. 3 (Three) 8. 7 (Seven) 9. 5 (Five)

NUMERALS AND NUMBER NAMES

A. 2. 6 (six) 3. 1 (One) 4. 7 (Seven) 5. 9 (Nine) 6. 4 (Four) 7. 3 (Three) 8. 5 (Five) 9. 8 (Eight)

BACKWARD COUNTING

A. 1. 5, 4, 3, 2, 1 2. 4, 3, 2, 1 3. 3, 2, 1 4. 6, 5, 4, 3, 2, 1 5. 7, 6, 5, 4, 3, 2, 1 6. 2, 1
7. 8, 7, 6, 5, 4, 3, 2, 1

ZERO MEANS NOTHING

She gave one to her teacher. How many left? 2

She gave one to her friend. How many left? 1

She gave one to her brother. How many left? 0 Now, she has zero left.

1 flies away. How many bees left? 1

1 more flies away. How many bees left? 0

BEFORE, AFTER, IN BETWEEN

A. 1. 5 2. 7 3. 9 4. 5 5. 3 6. 8

B. 1. 1 2. 9 3. 7 4. 7 5. 3 6. 8

C. 1. 5 2. 7 3. 4 4. 3 5. 7 6. 5 7. 3, 5

MORE AND LESS

1. L, M 2. M, L 3. M, L

EQUAL

A. 1. $5 < 4$, $4 > 4$, $4 > 4$ 2. $9 > 8$, $8 < 9$, $9 > 9$ 3. $8 > 8$, $8 > 6$, $6 < 8$

GREATER THAN, LESS THAN AND EQUAL TO

A. 1. $3 < 4$ 2. $6 < 7$ 3. $3 < 4$ 4. $6 > 4$ 5. $3 = 3$ 6. $7 < 8$

5. ADDITION AND SUBTRACTION UP TO 9

ANSWERS

ADDITION BY COUNTING

A. $\boxed{5} + \boxed{2} = \boxed{7}$

ADDITION BY FORWARD COUNTING

A. 1. $\boxed{1} + \boxed{5} = \boxed{6}$

2. $\boxed{2} + \boxed{5} = \boxed{7}$

2. $\boxed{4} + \boxed{5} = \boxed{9}$

ADDITION USING NUMBER LINE

A. 1. 7 2. 7 3. 8 4. 9

ADDITION BY DRAWING LINES

A. 1. 6 2. 5 3. 9 4. 9 6. 7 7. 6 8. 8 9. 9 10. 9

ADDITION STORIES

1. $\boxed{7}$ 2. $\boxed{5} + \boxed{2} = \boxed{7}$ 3. $\boxed{5} + \boxed{2} = \boxed{7}$ 4. $\boxed{3} + \boxed{5} = \boxed{8}$

SUBTRACTION UP TO 9

A. 1. $\boxed{8} - \boxed{3} = \boxed{5}$ 2. $\boxed{4} - \boxed{1} = \boxed{3}$

SUBTRACTION BY CROSSING OUT

A. 1. 3 2. 6 3. 5 4. 3

SUBTRACTION BY BACKWARD COUNTING

A. 1. 3 2. 2 3. 5

SUBTRACTION ON NUMBER LINE

A. 1. 2 2. 6 3. 4 4. 2

SUBTRACTION BY DRAWING LINES

A. 1. 2 2. 4 3. 3 4. 8 6. 2 7. 2 8. 3 9. 4 10. 6

SUBTRACTION STORIES

1. $\boxed{4}$ 2. $\boxed{6} - \boxed{4} = \boxed{2}$ 3. $\boxed{9} - \boxed{6} = \boxed{3}$ 4. $\boxed{8} - \boxed{4} = \boxed{4}$

PERIODIC TEST—1

A. 1.




2.



B. 1.



2.



C. 1. (A) 2. (B)

D. 1. 2, Two 2. 6, Six 3. 1, One 4. 7, Seven 5. 9, Nine

E.



F. 1. 9 2. 7 3. 5 4. 7 5. 5

G. 1. 7 2. 8

H. $\boxed{6} - \boxed{4} = \boxed{2}$

6. NUMBERS (10–20) + ORDINAL NUMBERS

ANSWERS

WRITING 10 – 20

A.

10	10	10	10	10	10
11	11	11	11	11	11
12	12	12	12	12	12
13	13	13	13	13	13
14	14	14	14	14	14
15	15	15	15	15	15
16	16	16	16	16	16
17	17	17	17	17	17
18	18	18	18	18	18
19	19	19	19	19	19
20	20	20	20	20	20

B.

10	TEN	TEN	TEN	TEN
11	ELEVEN	ELEVEN	ELEVEN	ELEVEN
12	TWELVE	TWELVE	TWELVE	TWELVE
13	THIRTEEN	THIRTEEN	THIRTEEN	THIRTEEN
14	FOURTEEN	FOURTEEN	FOURTEEN	FOURTEEN
15	FIFTEEN	FIFTEEN	FIFTEEN	FIFTEEN
16	SIXTEEN	SIXTEEN	SIXTEEN	SIXTEEN
17	SEVENTEEN	SEVENTEEN	SEVENTEEN	SEVENTEEN
18	EIGHTEEN	EIGHTEEN	EIGHTEEN	EIGHTEEN
19	NINETEEN	NINETEEN	NINETEEN	NINETEEN
20	TWENTY	TWENTY	TWENTY	TWENTY

MORE ON NUMERALS AND NUMBER NAMES

A. (15), (12), (11), (13), (17), (20), (14), (16), (18), (19)

ELEVEN, SIXTEEN, SEVENTEEN, THIRTEEN, FIFTEEN, TWELVE, TWENTY, EIGHTEEN, NINETEEN, FOURTEEN

BACKWARD COUNTING

1. 10, 9, 8, 7, 6, 5
2. 15, 14, 13
3. 11, 10, 9, 8, 7
4. 16, 15, 14, 13, 12, 11, 10
5. 19, 18, 17, 16
6. 12, 11
7. 18, 17, 16, 15, 14, 13
8. 14, 13, 12, 11, 10, 9, 8, 7

BEFORE, AFTER, IN BETWEEN

- A. 1. 18 2. 14 3. 12 4. 18 5. 14 6. 16
B. 1. 10 2. 20 3. 12 4. 18 5. 16 6. 16
C. 1. 18 2. 16 3. 15 4. 13 5. 14, 16 6. 16, 18 7. 12 8. 10

GREATER THAN, LESS THAN AND EQUAL TO

- A. 1. $<$ 2. $>$ 3. $>$ 4. $<$ 5. $=$ 6. $=$ 7. $<$ 8. $<$ 9. $>$ 10. $<$

ORDINAL NUMBERS (1-10)

- A. Third (\checkmark), Fifth (\times), Ninth (O)
B. Sixth (\checkmark), Second (\times), Tenth (O)
C. First (\checkmark), Fourth (\times), Seventh (O)
D. Fourth (\checkmark), Seventh (\times), Eighth (O)

LEFT-RIGHT

- A. 2. D 3. Ninth 4. Eighth 5. right 6. left 7. right, left 8. Tenth, First

Ordinal Numbers (1-10)

1. Second 2. Fourth 3. Seventh 4. Sixth 5. Fifth 6. Eighth 7. 10th 8. 7th
9. 5th 10. 3 11. 1 12. 4 13. 9 14. 1 15. 5

Ordinal Numbers (11-20)

2. Fourteenth 3. Seventeenth 5. Eighteenth 6. Fifteenth 8. 16th 9. 17th 11. 13
12. 12 14. 15 15. 11

7. ADDITION & SUBTRACTION UP TO 19

ANSWERS

ADD BY DRAWING LINES AND COUNTING

A. 1. 12 2. 13 3. 11 4. 15 5. 12 6. 12 7. 11 8. 17 9. 11

ADDITION BY FORWARD COUNTING

A. 1. 10 2. 12 3. 12 4. 14

B. 5. 16 6. 17 7. 11 8. 16 9. 15 10. 15

SUBTRACT BY DRAWING LINES AND CROSSING THEM

A. 1. 3 2. 9 3. 11 4. 9 5. 6 6. 8 7. 12 8. 7 9. 5

SUBTRACT BY BY BACKWARD COUNTING

A. 1. 9 2. 9 3. 11 4. 11

B. 5. 7 6. 7 7. 9 8. 9 9. 9 10. 8

8. NUMBERS (21–50)

ANSWERS

NUMBERS TWENTY-ONE TO THIRTY



A.

21	22	23	24	25	26	27	28	29	30
----	----	----	----	----	----	----	----	----	----

B.

30	29	28	27	26	25	24	23	22	21
----	----	----	----	----	----	----	----	----	----

C.

21			Twenty one	Twenty one	Twenty one
22		22	Twenty two	Twenty two	Twenty two
23	23	23	Twenty three	Twenty three	Twenty three
24	24	24	Twenty four	Twenty four	Twenty four
25	25	25	Twenty five	Twenty five	Twenty five
26	26	26	Twenty six	Twenty six	Twenty six
27	27	27	Twenty seven	Twenty seven	Twenty seven
28	28	28	Twenty eight	Twenty eight	Twenty eight
29	29	29	Twenty nine	Twenty nine	Twenty nine
30	30	30	Thirty	Thirty	Thirty

NUMBERS THIRTY-ONE TO FORTY

A.

31	32	33	34	35	36	37	38	39	40
----	----	----	----	----	----	----	----	----	----

B.

40	39	38	37	36	35	34	33	32	31
----	----	----	----	----	----	----	----	----	----

C.

31	31	31	Thirty one	Thirty one	Thirty one
32	32	32	Thirty two	Thirty two	Thirty two
33	33	33	Thirty three	Thirty three	Thirty three
34	34	34	Thirty four	Thirty four	Thirty four
35	35	35	Thirty five	Thirty five	Thirty five
36	36	36	Thirty six	Thirty six	Thirty six
37	37	37	Thirty seven	Thirty seven	Thirty seven
38	38	38	Thirty eight	Thirty eight	Thirty eight
39	39	39	Thirty nine	Thirty nine	Thirty nine
40	40	40	Forty	Forty	Forty

NUMBERS FORTY-ONE TO FIFTY

A.

41	42	43	44	45	46	47	48	49	50
----	----	----	----	----	----	----	----	----	----

B.

50	49	48	47	46	45	44	43	42	41
----	----	----	----	----	----	----	----	----	----

C.

41	41	41	Forty one	Forty one	Forty one
42	42	42	Forty two	Forty two	Forty two
43	43	43	Forty three	Forty three	Forty three
44	44	44	Forty four	Forty four	Forty four
45	45	45	Forty five	Forty five	Forty five
46	46	46	Forty six	Forty six	Forty six
47	47	47	Forty seven	Forty seven	Forty seven
48	48	48	Forty eight	Forty eight	Forty eight
49	49	49	Forty nine	Forty nine	Forty nine
50	50	50	Fifty	Fifty	Fifty

EXPANDED FORM

A.

$17 = \boxed{10} + \boxed{7}$ = 1 ten and 7 ones.	$19 = \boxed{10} + \boxed{9}$ = 1 ten and 9 ones.	$25 = \boxed{20} + \boxed{5}$ = 2 tens and 5 ones.
$28 = \boxed{20} + \boxed{8}$ = 2 tens and 8 ones.	$32 = \boxed{30} + \boxed{2}$ = 3 tens and 2 ones.	$40 = \boxed{40} + \boxed{0}$ = 4 tens and 0 ones.
$47 = \boxed{40} + \boxed{7}$ = 4 tens and 7 ones.	$53 = \boxed{50} + \boxed{3}$ = 5 tens and 3 ones.	$62 = \boxed{60} + \boxed{2}$ = 6 tens and 2 ones.
$65 = \boxed{60} + \boxed{5}$ = 6 tens and 5 ones.	$70 = \boxed{70} + \boxed{0}$ = 7 tens and 0 ones.	$75 = \boxed{70} + \boxed{5}$ = 7 tens and 5 ones.
$81 = \boxed{80} + \boxed{1}$ = 8 tens and 1 ones.	$84 = \boxed{80} + \boxed{4}$ = 8 tens and 4 ones.	$95 = \boxed{90} + \boxed{5}$ = 9 tens and 5 ones.
$99 = \boxed{90} + \boxed{9}$ = 9 tens and 9 ones.		

FORWARD AND BACKWARD COUNTING

A.

1	2	3	4	5	6	7	8	9	10
11	12	13	14	15	16	17	18	19	20
21	22	23	24	25	26	27	28	29	30
31	32	33	34	35	36	37	38	39	40
41	42	43	44	45	46	47	48	49	50

- B. 1.

1	2	3	4	5	6	7	8	9	10
---	---	---	---	---	---	---	---	---	----

 2.

17	18	19	20	21	22	23	24
----	----	----	----	----	----	----	----

 3.

41	42	43	44	45	46	47	48	49
----	----	----	----	----	----	----	----	----

C.

50	49	48	47	46	45	44	43	42	41
40	39	38	37	36	35	34	33	32	31
30	29	28	27	26	25	24	23	22	21
20	19	18	17	16	15	14	13	12	11
10	9	8	7	6	5	4	3	2	1

- D. 1.

17	16	15	14	13	12
----	----	----	----	----	----

 2.

27	26	25	24	23	22	21	20
----	----	----	----	----	----	----	----

 3.

45	44	43	42	41	40	39	38
----	----	----	----	----	----	----	----

NUMBER NAMES AND NUMERALS

- A. Three, Eight, Eleven, Fourteen, Eighteen, Twenty, Twenty two, Twenty three, Twenty seven, Twenty nine, Thirty three, Thirty four, Thirty five, Thirty nine, Forty, Forty Four, Forty eight, Forty nine
 9, 10, 13, 15, 17, 19, 21, 22, 28, 30, 32, 31, 36, 37, 41, 43, 47, 50

AFTER, BEFORE, IN-BETWEEN

Write the number just after.	Write the number just before.																						
21, <table border="1" style="display: inline-table; vertical-align: middle;"><tr><td>22</td></tr></table> 27, <table border="1" style="display: inline-table; vertical-align: middle;"><tr><td>28</td></tr></table> 30, <table border="1" style="display: inline-table; vertical-align: middle;"><tr><td>31</td></tr></table> 40, <table border="1" style="display: inline-table; vertical-align: middle;"><tr><td>41</td></tr></table> 42, <table border="1" style="display: inline-table; vertical-align: middle;"><tr><td>43</td></tr></table> 49, <table border="1" style="display: inline-table; vertical-align: middle;"><tr><td>50</td></tr></table>	22	28	31	41	43	50	<table border="1" style="display: inline-table; vertical-align: middle;"><tr><td>19</td></tr></table> , 20 <table border="1" style="display: inline-table; vertical-align: middle;"><tr><td>21</td></tr></table> , 22 <table border="1" style="display: inline-table; vertical-align: middle;"><tr><td>31</td></tr></table> , 32 <table border="1" style="display: inline-table; vertical-align: middle;"><tr><td>36</td></tr></table> , 37 <table border="1" style="display: inline-table; vertical-align: middle;"><tr><td>44</td></tr></table> , 45 <table border="1" style="display: inline-table; vertical-align: middle;"><tr><td>49</td></tr></table> , 50	19	21	31	36	44	49										
22																							
28																							
31																							
41																							
43																							
50																							
19																							
21																							
31																							
36																							
44																							
49																							
Write the number in between.	Write the number just after and before.																						
26, <table border="1" style="display: inline-table; vertical-align: middle;"><tr><td>27</td></tr></table> , 28 31, <table border="1" style="display: inline-table; vertical-align: middle;"><tr><td>32</td></tr></table> , 33 34, <table border="1" style="display: inline-table; vertical-align: middle;"><tr><td>35</td></tr></table> , 36 39, <table border="1" style="display: inline-table; vertical-align: middle;"><tr><td>40</td></tr></table> , 41 43, <table border="1" style="display: inline-table; vertical-align: middle;"><tr><td>44</td></tr></table> , 45 46, <table border="1" style="display: inline-table; vertical-align: middle;"><tr><td>47</td></tr></table> , 48	27	32	35	40	44	47	<table border="1" style="display: inline-table; vertical-align: middle;"><tr><td>20</td></tr></table> , 21, <table border="1" style="display: inline-table; vertical-align: middle;"><tr><td>22</td></tr></table> <table border="1" style="display: inline-table; vertical-align: middle;"><tr><td>28</td></tr></table> , 29, <table border="1" style="display: inline-table; vertical-align: middle;"><tr><td>30</td></tr></table> <table border="1" style="display: inline-table; vertical-align: middle;"><tr><td>34</td></tr></table> , 35, <table border="1" style="display: inline-table; vertical-align: middle;"><tr><td>36</td></tr></table> <table border="1" style="display: inline-table; vertical-align: middle;"><tr><td>40</td></tr></table> , 41, <table border="1" style="display: inline-table; vertical-align: middle;"><tr><td>42</td></tr></table> <table border="1" style="display: inline-table; vertical-align: middle;"><tr><td>41</td></tr></table> , <table border="1" style="display: inline-table; vertical-align: middle;"><tr><td>42</td></tr></table> , 43, <table border="1" style="display: inline-table; vertical-align: middle;"><tr><td>44</td></tr></table> , <table border="1" style="display: inline-table; vertical-align: middle;"><tr><td>45</td></tr></table> <table border="1" style="display: inline-table; vertical-align: middle;"><tr><td>46</td></tr></table> , <table border="1" style="display: inline-table; vertical-align: middle;"><tr><td>47</td></tr></table> , 48, <table border="1" style="display: inline-table; vertical-align: middle;"><tr><td>49</td></tr></table> , <table border="1" style="display: inline-table; vertical-align: middle;"><tr><td>50</td></tr></table>	20	22	28	30	34	36	40	42	41	42	44	45	46	47	49	50
27																							
32																							
35																							
40																							
44																							
47																							
20																							
22																							
28																							
30																							
34																							
36																							
40																							
42																							
41																							
42																							
44																							
45																							
46																							
47																							
49																							
50																							

ONES AND TENS PLACE

A. 2. 4, 2 3. 5, 3 4. 2, 4 5. 0, 5 7. 27 8. 29 9. 30 10. 48

PLACE VALUE OF DIGITS

A. 2. 10, 5 3. 20, 3 4. 30, 4 5. 40, 9
B. 2. 19 3. 23 4. 32 5. 45

COMPARING NUMBERS/ASCENDING AND DESCENDING ORDER

A. 4. > 5. < 6. = 7. < 8. > 9. = 10. = 11. < 12. > 13. = 14. < 15. >
B. 2. 12, 17, 29, 34 3. 13, 24, 26, 32, 48 4. 17, 23, 36, 36, 43 5. 17, 27, 34, 37, 53
C. 2. 48, 41, 33, 32 3. 44, 37, 33, 25 4. 48, 36, 35, 32, 21 5. 40, 35, 31, 28, 13


SMALLEST AND GREATEST NUMBERS USING GIVEN DIGITS

1. Smallest: 44 Greatest: 77
2. Smallest: 29 Greatest: 92
3. Smallest: 30 Greatest: 33
4. Smallest: 90 Greatest: 90
5. Smallest: 22 Greatest: 55
6. Smallest: 30 Greatest: 43
7. 22, 25, 52, 55
Smallest: 22 Greatest: 55
8. 11, 12, 13, 21, 22, 23, 31, 32, 33
Smallest: 11 Greatest: 33

9. TIME

ANSWERS

EARLIER-LATER



LONGER DURATION-SHORTER DURATION

A. Shorter Duration

1. ✓ 8. ✓ 9. ✓ 10. ✓

Longer Duration

2. ✗ 3. ✗ 4. ✗ 5. ✗ 6. ✗ 7. ✗

MORE TIME-LESS TIME

A.



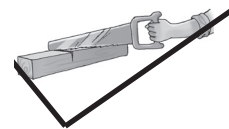
B.



C.



D.



MY DAILY ACTIVITIES

What I do before going to school?

- | | |
|------------------------|--------------------|
| A. Brush my teeth (3), | Dress Up (5) |
| Take bath (4), | Have breakfast (7) |
| Go to school (8), | Pack my bag (6) |
| Go to toilet (2), | Wake up (1) |

What I do after coming from school?

- | | |
|------------------------|------------------------|
| A. Have lunch (1), | Watch TV (6) |
| Have dinner (7), | Do home work (3) |
| Play with friends (5), | Take evening snack (4) |
| Take rest (2), | Go to bed (8) |

PERIODIC TEST-2


A. 1. True 2. False

B. 1. (c) 2. (a) 3. (b)


C. 1. 10 2. 21 3. 9 4. Morning 5. Evening

D. 1. (d) 2. (a) 3. (b) 4. (c)


E. 1.



2.



F. 1.

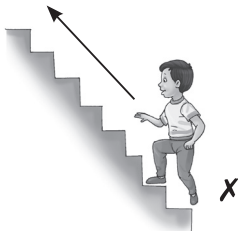


G. 7

H. 1. Sixth (✓), Second (✗), Tenth (O)

2. Fourth (✓), Seventh (✗), Eighth (O)

I.



J. 1. Sixth 2. Second 3. Ninth 4.

1. MY BODY

ANSWERS

Warm Up

Ear, Chest, Hand, Leg

Check Your Study

A. 1. (a) 2. (a)

B. 1. EYE 2. NOSE

C. 1. Arm and leg 2. Eye 3. Finger 4. Leg

D. To protect it from dust.

E. 1. Eye — Two 2. Ear — Two 3. Nose — One 4. Leg — Two 5. Hand — Two

F. 1. Trunk—Elephant 2. Ear—Rabbit 3. Leg—Bird

G. Yes

2. OUR SENSE ORGANS

ANSWERS

Warm Up

Ear

Check Your Study

- A. 1. (b) 2. (b)
B. 1. ✓ 2. ✓ 3. ✗ 4. ✗
C. 1. Eyes, ears, tongue, nose and skin.
2. By telling us whether a thing is hot or cold.
3. Our ears.
D. 1. Ears and eyes, respectively.

2.

Dos	Don'ts
1. Clean eyes with clean cold water.	1. Do not rub your eyes.
2. Use clean and soft towel to clean your eyes.	2. Do not use a rough thing to rub your eyes.

- E. Do it yourself.
F. Do it yourself.
G. (b)

3. THE FOOD WE EAT

ANSWERS

Warm Up

1. ✗ 2. ✓ 3. ✓ 4. ✗

Check Your Study

A. 1. (a) 2. (a) 3. (b) 4. (a)

B. 1. (a) Bread (b) Banana 2. (a) Milk (b) Egg 3. (a) Milk (b) Meat 4. (a) Burger (b) Chips
5. (a) Washing hands before meals (b) Chewing food properly

C. **Fruits:** 1. apple 2. mango 3. banana 4. litchi

Vegetables: 1. Brinjal 2. Potato 3. Cucumber 4. Cabbage 5. Pumpkin
6. Cauliflower 7. Tomato

D. 1. **Hint:** See, Kinds of Food 2. Afternoon 3. **Hint:** See, Good Food Habits

E. Stale food makes us sick.

F. 1. Grapes 2. Meat 3. Potato 4. Banana

G. 1. ✓ 2. ✗ 3. ✗

4. GOOD HABITS

ANSWERS

Warm Up

☹, ☹; ☹, ☺; ☹, ☺

Check Your Study

A. 1. (b) 2. (a) 3. (a)

B. 1. ✗ 2. ✓ 3. ✓ 4. ✗

C. 1. Saying 'good morning', 'thank you' and saving water

2. Good touch makes us feel good. It is a way to show care, love and help.

3. Getting up late, wasting water and not saying 'sorry'.

D. 1. Bathing 2. Brushing 3. Keeping litter

E. Do it yourself.

5. MY FAMILY

ANSWERS

Warm Up

Do it yourself.

Check Your Study

- A. 1. (a) 2. (b) 3. (a)
- B. 1. family 2. help
- C. 1. Father, mother and children make a family
2. A family with father, mother and one or two children is called a small family
3. A family with grandparents, parents, uncles, aunts and many children living together in a house is called a joint family
- D. **Hint:** If everyone helps in household work, there is no problem in the house.
- E. Do it yourself.
- F. 1. Mother 2. Father 3. Brother 4. Pet
- H. (a) Switch off the TV

PERIODIC TEST—1

- A. 1. (a) 2. (a) 3. (a) 4. (a) 5. (b)
- B. 1. legs 2. tongue 3. talk 4. good 5. help
- C. 1. False 2. True 3. False 4. True 5. False
- D. 1. (c) 2. (d) 3. (e) 4. (a) 5. (b)
- E. 1. Head, eye, ear, nose, mouth, neck, shoulder, arm, waist, wrist, hand, fingers, thigh, knee, leg, foot, toes. (Any two)
2. Eye, ear, nose, tongue, skin. (Any two)
3. Bad touch is when someone's touch makes you uncomfortable and you want to stop it there and then.
4. Three good habits: 1. Greeting your teachers and elders by saying 'good morning' 2. Saying 'thank you' when someone gives you something 3. Saying 'sorry' when you do something wrong or hurt anyone
5. Father mother and children make a family.

6. THE HOUSE WE LIVE IN

ANSWERS

Warm Up

Do it yourself.

Check Your Study

A. 1. (b) 2. (a)

B. 1. cold 2. kutchra 3. airy

C. 1. Bedroom 2. Kitchen 3. Studyroom

D. 1. Roof 2. Balcony 3. Door 4. Window

E. 1. **Hints:** See, Knowledge Zone 2. **Hints:** See, Types of Houses

F. **Hints:** By helping and loving every member and keeping the house clean.

G. Do it yourself.

H. 1. The first room is dirty, but the second is clean and orderly.

2. The first room is not airy, but the second is airy.

I. **Hint:** Cut it.

7. CLOTHES

ANSWERS

Warm Up

Do it yourself.

Check Your Study

A. 1. (b) 2. (b) 3. (b)

B. 1. muffler 2. gloves 3. socks

C. 1. **Hint:** We wear clothes because they protect us from heat, cold, rain and dust. They make us look smart.

2. **Hint:** See Different Dress in Different Seasons

3. **Hint:** See Different Dress in Different Seasons

D. We get silk from silkworms. E. Do it yourself. F. 1. (✓) 2. (✗)

8. MY SCHOOL

ANSWERS

Warm Up

Do it yourself.

Check Your Study

A. 1. (a) 2. (a)

B. 1. No 2. Yes 3. Yes

C. 1. (✓) 2. (✓) 3. (✗)

D. 1. **Hint:** See page no. 193

2. **Hint:** See page no. 194

E. **Hint:** In school, like at home, we learn lots of things.

F. 1. Do it yourself.

2. Do it yourself.

3. Do it yourself.

4. Do it yourself.

G. (a) Yes

H. (a) Ask the teacher

9. FESTIVALS

ANSWERS

Warm Up

Do it yourself.

Check Your Study

- A. 1. (b) 2. (b) 3. (a) 4. (b)
- B. 1. Christmas 2. Holi
- C. 1. Holi 2. Diwali 3. Gurupurab 4. Christmas
- D. 1. Happiness.
2. **Hint:** See page no. 198.
3. **Hint:** See page no. 197.
- E. **Hint:** Offering clothes, gifts, sweets, etc.
- F. Do it yourself.
- G. 1. HOLI 2. ONAM 3. REPUBLIC DAY 4. CHRISTMAS
- H. 2. (✓)

10. AIR AND WATER

ANSWERS

Warm Up

Do it yourself.

Check Your Study

- A. 1. (b) 2. (a) 3. (b)
- B. It shows that air has weight.
- C. 1. We breathe air. We fill air in the tubes inside the tyres. Air helps clothes to dry.
2. We use water for drinking, cooking, bathing and putting out fire.
3. We must drink clean and safe water.
- D. Because water is very precious.
- E. Do it yourself.
- F. 1. (✓)

PERIODIC TEST—2

- A. 1. (a) 2. (a) 3. (a) 4. (a) 5. (b)
- B. 1. skin 2. airy 3. raincoat 4. write 5. feel
- C. 1. False 2. True 3. True 4. False 5. True
- D. 1. (c) 2. (e) 3. (d) 4. (b) 5. (a)
- E. 1. A pucca house is a house that is made of brick, cement, iron rods and steel. These houses are generally seen in towns and cities.
2. We wear clothes to
- cover our body
 - protect us from heat, cold and rain
 - protect us from insect bites.
3. School is said to be our second home. The teachers are like our mother and they teach us many useful things. They teach us how to read and write. They also tell us the difference between right and wrong. At home, too, our parents guide us in many things. In both places, we learn useful things that help us later in life. The aim is to make us good human beings. So, it is right to say that school is our second home.
4. Three bad habits: 1. Keeping your hair dirty 2. Talking when your mouth is full 3. Sitting too close to the TV
5. Happiness.