

Safety Rules

LESSON PLAN

SPECIFIC OBJECTIVES

The students learn about

- safety rules while on the road
- safety rules while travelling in a bus
- safety rules while at home
- safety rules while at play
- safety rules while swimming
- safety rules while in the school
- first aid

TEACHING AIDS

A chart paper containing pictures of different safety rules, flashcards, projector, pictures, blackboard, chalk, duster, etc.

TEACHING STRATEGY




- First, the teacher will start with Warm Up. The teacher will ask the meaning of the symbols and then to tick the options. He/She may show some more symbols using flashcards and ask their meaning.
- Then the teacher will tell about what safety rules are.
- He/She may explain the symbols given in the lesson.
- The teacher, then, will tell the students about the safety rules that should be followed while on the road. The teacher should strongly advise the students not to play on the road.
- The teacher, then, will tell about the safety rules while travelling in a bus.
- Then the teacher will tell about the safety rules to be followed while at home. The teacher will advise the students that they should never play with fire, sharp items and hot things. They should never touch any electric goods.
- After this, the teacher will tell about the safety rules that are to be followed while they are at play. He/She may advise the students not to fight while playing.

- The teacher, then, will speak about the safety rules to be followed while swimming. The teacher should strongly advise the students not to swim alone in the pool. They should follow all the safety measures.
- Then, the teacher will tell about the safety rules to be followed while in the school.
- The teacher, then, will tell about first aid. He/She may show a first-aid box to the students.












BOOST UP

- To make the lesson more interesting, the teacher may show slide shows.
- The teacher may show some more traffic signs and may explain their meaning.
- The teacher may explain the following figures.

When riding in cars:

	Fasten your seat belt.		Sit quietly and don't bother the driver. Always sit in the back seat.		Always get out from the left side of the car.
---	------------------------	---	---	---	---

When walking to and from school:

	Cross only at zebra crossing Walk, never run.		Obey the school safety rules.		Look in all directions before crossing the street.
	Obey traffic signals.		Walk facing the traffic if there is no footpath		Never cross at a turning point.
	Avoid crossing between parked cars.		Beware of strangers and avoid them.		Wear a helmet
	Use a backpack to carry books. Keep your hands on the handlebars.		Stop and look all ways before entering the main road from a driveway.		

- The teacher, then, will ask the students to solve the exercises.

- The teacher may advise the students not play such games that involve a risk of physical injury. The topic given in HOTS emphasizes this point. The teacher can explain the matter in his/her own way.
- The Project gives the students a scope to learn and experience the lesson practically.
- The Value Corner gives a strong message to the students that one must help others in their bad times.

EXPECTED LEARNING OUTCOMES

The students are able to learn

- safety rules—what safety rules are.
- the safety rules that should be followed while on the road.
- the safety rules that should be followed while travelling in a bus.
- the safety rules that should be followed while at home.
- the safety rules that should be followed while at play.
- the safety rules that should be followed while swimming.
- the safety rules that should be followed while in the school.
- first aid.

EVALUATIVE QUESTIONS

The teacher may ask the following questions to evaluate his/her students.

1. What do you mean by safety rules?
2. What safety measures should one follow while one is swimming?
3. What safety rules should one follow while one is at the school?
4. What is first aid?