

# I. Computer – A Wonder Machine

## Answers of Book

### Activity Time!

Before we learn more about the wonder machine called ‘Computer’, let’s have a quick revision. Given on the next page are some sentences that describe the qualities of a computer and a human being. Connect each sentence with different coloured lines to the correct box.

**Ans. Computer:** 1. I am a machine. 2. I don’t make mistakes.

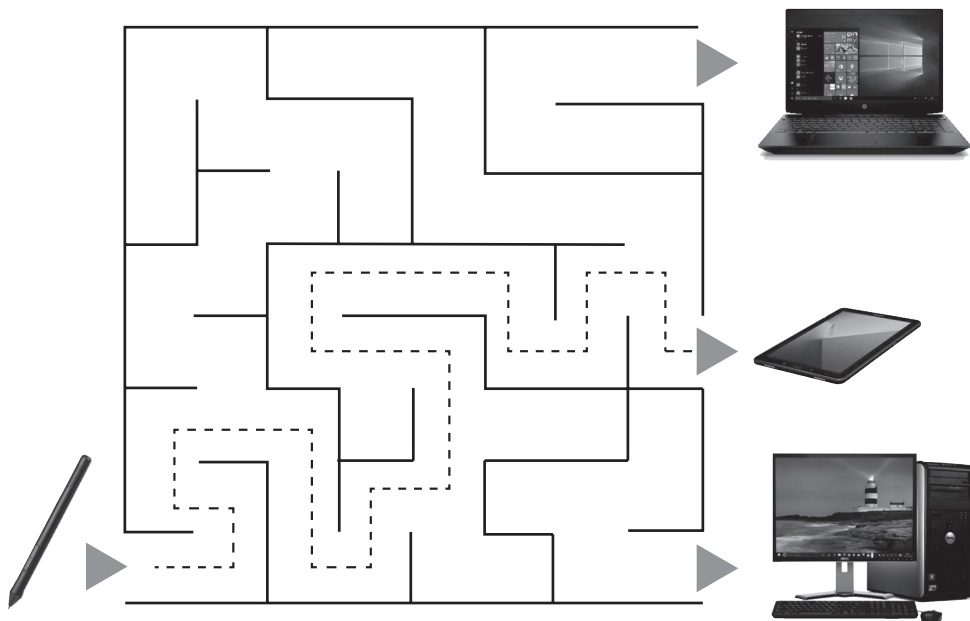
3. I can remember everything for a long time. 4. I am very fast.

**Humans:** 1. I can think and decide. 2. I may forget. 3. I get tired.

### Do it Yourself

Help the stylus find its way to the correct computer for it.

**Ans.**



## Do and Learn!

1. Circle only the computers.

Ans.



2. Look at the given picture and answer the questions that follow.

- Ans. 1. How many computers do you see in the picture? 6  
2. How many smartphones can you find in the room? 3  
3. Can you see a laptop in the room? Yes. If yes, how many? 1  
4. What parts of a desktop computer can you see? Name them.  
(a) Monitor (b) Mouse (c) Keyboard (d) CPU

3. Match the following:

Ans.

1.



2.



3.



4.



5.



(i) Smartphone

(ii) Supercomputer

(iii) Laptop

(iv) Palmtop

(v) Desktop

4. Draw 😊 if correct and ☹️ if incorrect.

- (a) Desktop is a computer that is fixed at one place and is not easy to move. 😊
- (b) Palmtops are very big computers. ☹️
- (c) Some tablets come with a stylus. 😊
- (d) Supercomputers are used for doing very difficult jobs. 😊
- (e) Laptops can work with electricity only. ☹️

5. Tick (✓) the correct option.

- 1. A computer that is fixed at one place.
  - (i) Laptop
  - (ii) Palmtop
  - (iii) Desktop
- 2. Computer that can also be used like a mobile phone.
  - (i) Smartphone
  - (ii) Desktop
  - (iii) Supercomputer
- 3. A computer that is very big in size.
  - (i) Laptop
  - (ii) Supercomputer
  - (iii) Desktop
- 4. A computer that can be carried in a pocket.
  - (i) Supercomputer
  - (ii) Desktop
  - (iii) Smartphone

5. A type of computer that is generally kept on a desk.

(i) Supercomputer

(ii) Desktop

(iii) Palmtop

## Computer Time

Open the Paint program and draw and colour a child using a computer. This picture may help you!

Ans. Do it yourself.

### Answers of Suggested Class Activities

A. Number of desktops: **5**; Number of tablets: **4**; Number of laptops: **3**;  
Number of smartphones: **4**

B. 1. True 2. False 3. False 3. True 3. True 3. False

C. 1. At banks, computers help people to keep money and take it out when required.

2. At railway stations, computers are used to print tickets. You can also book tickets through a computer from home.

3. At weather centres, computers are used to tell about how the weather is going to be like.

4. Computers are used for sharing news at television stations.

5. At hospitals, doctors use computers to check patients. They can learn more about diseases through computers.

### Answers of Worksheet

I. 1. portable 2. immovable 3. hospitals 4. larger

II. 1. (c) 2. (d) 3. (a) 4. (e) 5. (b)

III. 1. draw; paint 2. tired 3. same 4. games

IV. 1. X 2. X 3. ✓

## 2. Using the Computer

### Answers of Book

#### Do it Yourself

Rearrange the following steps in the correct order of starting the computer.

- Ans.**
1. Turn on the main power switch.
  2. Switch on the UPS.
  3. Switch on the power button on the CPU box.
  4. Switch on the monitor.

#### Do and Learn!

1. Draw 😊 if you agree with the action in the picture and ☹️ if you don't agree.

**Ans.**



**2. Tick (✓) the correct option.**

1. First step in starting the computer is:

(i) Switching on the monitor

(ii) Switching on the main power button

(iii) Switching on the UPS

2. Last step in shutting down the computer is:

(i) Switching off the CPU

(ii) Switching off the main power button

(iii) Switching off the UPS

3. Which of the following is not a correct or right action?

(i) Eating food while working on the computer

(ii) Pushing the keys of the keyboard very hard

(iii) Both of these

4. You are a good computer user if:

(i) You clean the computer with a wet cloth.

(ii) You clean the computer with clean and dry cloth.

(iii) You never clean the computer.

**3. Rearrange the letters to make correct words and write them in the blanks.**

**Ans.** O O B T N I G

T A R T S

U S H T D W O N

O W E P R

**BOOTING**

**START**

**SHUTDOWN**

**POWER**

## **Answers of Suggested Class Activities**

A. 1. (c) 2. (a) 3. (b)

B. 1. dry 2. care 3. shut down 4. Close 5. power

## **Answers of Worksheet**

I. 1. (b) 2. (b) 3. (d) 4. (d)

II. 1. (c) 2. (d) 3. (a) 4. (b)

III. 1. False 2. True 3. True 4. False

### 3. Parts of a Computer

#### Answers of Book

#### Do it Yourself

From the following word grid, find out the names of computer parts given in the cloud.

Ans.

A	S	S	C	A	N	N	E	R	U
X	V	P	T	L	B	X	E	D	K
P	J	E	V	T	M	O	U	S	E
S	G	A	P	W	B	M	C	L	Y
C	R	K	A	A	A	A	I	E	B
P	B	E	C	N	X	Z	D	T	O
U	R	R	E	W	N	A	O	E	A
T	S	S	B	G	J	P	J	Z	R
E	P	R	I	N	T	E	R	U	D
X	B	M	O	N	I	T	O	R	A

#### Activity Time!

Match the following:

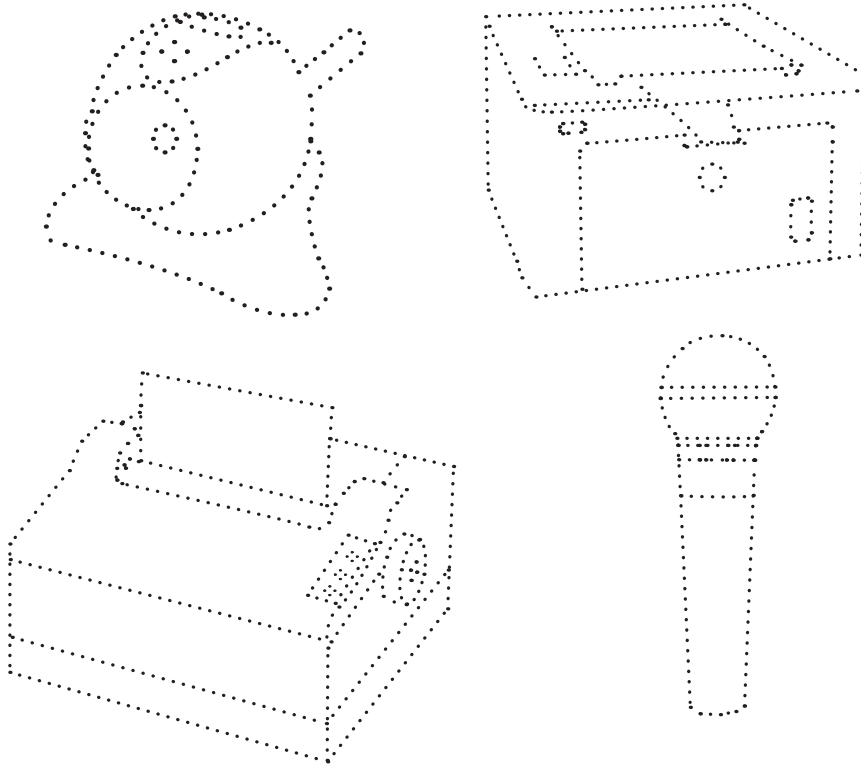
1. Typing
  2. Printing on paper
  3. Listening to music
  4. Recording my voice
- (a) (b) (c) (d)





## Do and Learn!

1. Join the dots and complete the pictures of the following computer parts. Also, colour the pictures.



**Ans.** Do it yourself.

2. Suggest the computer part to be used in the following cases.

- Ans.** (a) Shaurya sings beautifully. He wants to record his song and save it on the computer. **MICROPHONE**
- (b) Anamika's friend stays in USA. She wants to talk to her as well as see her while talking. **WEB CAMERA**
- (c) Parnika has done her homework using the computer at home. She wants to copy the homework and take it to school to show it to her teacher. **PEN DRIVE**
- (d) Jayati wants to take a printout of the poem she has typed on the computer. **PRINTER**

3. Draw 😊 if correct and ☹️ if incorrect.

(a) A printer can record your voice. ☹️

(b) A DVD is played in the DVD drive. 😊

(c) A pen drive is very big in size. ☹️

(d) UPS is also called CPU. ☹️

(e) Speakers help you listen to sound from the computer. 😊

### Answers of Suggested Class Activities

A. 1. Monitor 2. Printer 3. Speakers 4. Keyboard 5. Mouse

B. 1. **Printer:** A printer helps you copy information from the computer onto paper.

2. **Webcam:** A webcam is used to transfer images or videos to the computer.

3. **UPS:** UPS stands for Uninterrupted Power Supply. It is a computer part that helps your computer to keep on working even when the electricity goes off.

4. **CD/DVD:** These are round-shaped shining discs that can save your work on the computer. You can copy the work from the CD/DVD to another computer.

C. 1. Monitor, keyboard, mouse, speakers, CPU box.

2. Keyboard.

3. Mouse.

4. CPU or Central Processing Unit is the brain of the computer.

5. Monitor.

### Answers of Worksheet

I. 1. four 2. 104 3. listen 4. Microphone 5. flash drive

II. 1. False 2. False 3. True 4. True 5. True

III. 1. (a) 2. (a) 3. (a) 4. (a) 5. (a)

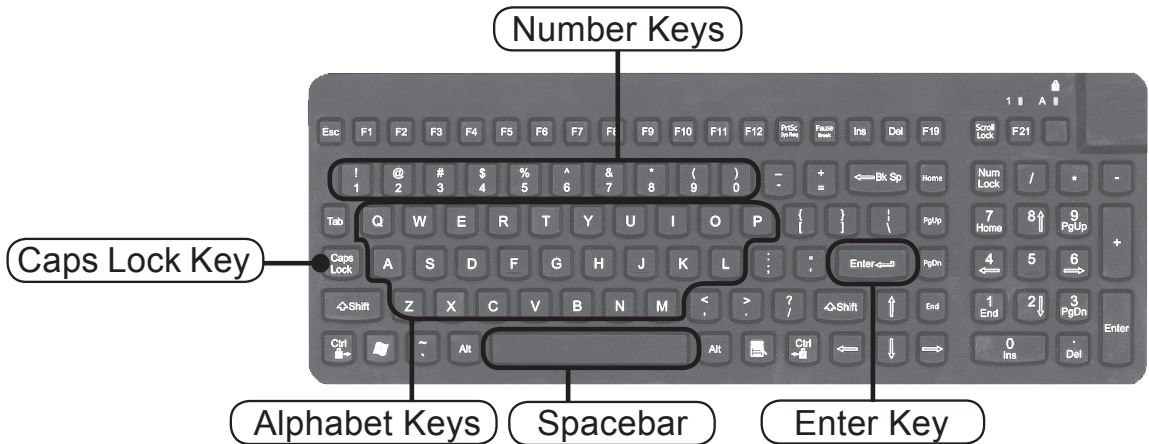
IV. 1. (b) 2. (d) 3. (a) 4. (c) 5. (f) 6. (e)

## 4. More About the Keyboard

### Answers of Book

#### Do it Yourself

Label the keys in the following keyboard.



#### Do it Yourself

Help Aanya type the following. Remember to keep the Caps Lock key off while typing.

**Ans.** Do it yourself.

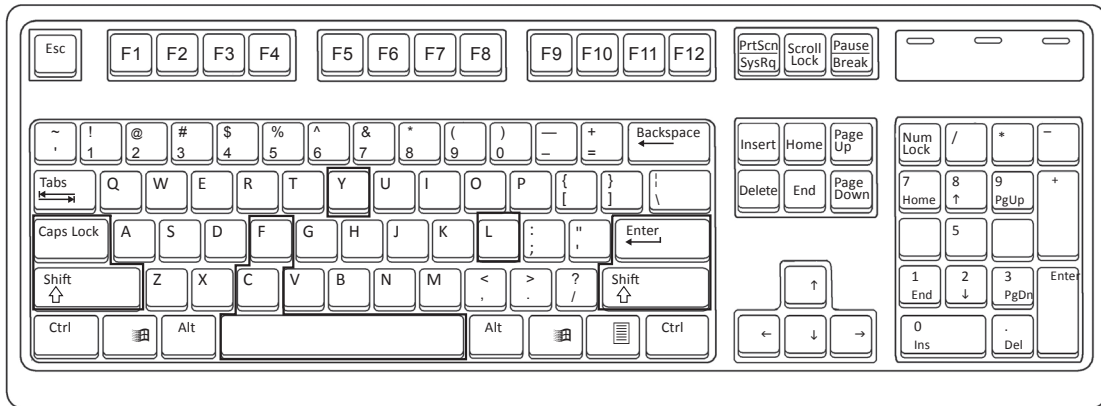
#### Computer Time

With the help of your teacher, open the Notepad program and follow these steps.

**Ans.** Do it yourself.

## Activity Time!

Fill in the names of the blank keys.




## Computer Time

Use the numeric keypad to type the following.

Ans. Do it yourself.

## Do and Learn!

1. Tick (✓) the correct option.

(a) To type the symbol \$, we press the  key along with which key?

(i) Enter key  (ii) Shift key  (iii) End key

(b) The key that takes you to the beginning of a sentence.

(i)   (ii)   (iii) 

(c) When this key is on, we can type numbers from the numeric keypad.

(i) Caps Lock  (ii) Shift  (iii) Num Lock

(d) This key helps to exit a program.

(i) Esc  (ii) Shift  (iii) Home

2. Draw 😊 if correct and ☹️ if incorrect.

- Ans. (a) All computer keyboards are black in colour. ☹️  
(b) I will press the End key if I have to move the cursor to the start of a line. ☹️  
(c) The numeric keypad is present on the left of the keyboard. ☹️  
(d) When Num Lock key is OFF, we can use the arrow keys. ☹️  
(e) There are two Shift keys on the keyboard. 😊

4. Rearrange the jumbled letters to write the correct names of the keys in the blanks.

- |                   |                 |
|-------------------|-----------------|
| Ans. (a) UMN LOKC | <u>NUM LOCK</u> |
| (b) SEC           | <u>ESC</u>      |
| (c) NDE           | <u>END</u>      |
| (d) OHEM          | <u>HOME</u>     |
| (e) HIFST         | <u>SHIFT</u>    |

### Answers of Suggested Class Activities

A. Do it yourself.

B. 1. (b) 2. (d) 3. (a) 4. (e) 5. (d)

C. 1. Caps Lock key 2. Delete key 3. Backspace key 4. Spacebar  
5. Enter key.

### Answers of Worksheet

I. 1. (b) 2. (d) 3. (a) 4. (c)

II. 1. 10

2. Spacebar, Caps Lock, Backspace, Enter.

3. 26 4. One 5. The right arrow (→) key.

III. 1. Cursor 2. Spacebar 3. Down arrow 4. Up arrow 5. Enter

IV. 1. (e) 2. (d) 3. (a) 4. (c) 5. (b)

## 5. How Computers Work

### Answers of Book

#### Think and Tell!

Let us suppose that you put dirty clothes and water into the washing machine and start the machine. It washes the clothes. However, when you take out the clothes, they look dirty. What went wrong?

**Ans.** ▶ Was the machine not working properly?

**The machine was working properly.**

▶ Did you forget to put something?

**Yes.**

▶ If yes, what was it?

**Detergent powder.**



▶ Whose mistake was it?

**Mine.**



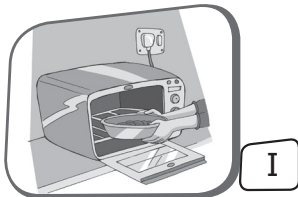
#### Activity Time!


Write **I** for input, **P** for process and **O** for output in each of the following examples. They may not be in the correct order.

**Ans. 1.**



**2.**





## Do and Learn!

1. Put (✓) if the following outputs are correct and (X) if they are incorrect.

- Ans. (a)  $2 + 1 = 3$   (b)  $3 + 4 = 6$   (c)  $6 - 1 = 4$    
 (d)  $2 - 1 = 1$   (e)  $1 + 5 = 6$

2. Tick (✓) the correct option.

Ans. (a) Giving information to the computer is called:

- (i) Process   
 (ii) Input   
 (iii) Output

(b) GIGO stand for Garbage in, Garbage \_\_\_\_\_.

- (i) On   
 (ii) Off   
 (iii) Out

(c) A computer shows the output on which of the following computer parts?

- (i)    
 (ii) 

(iii) 

(d) It is not used for giving input to the computer.

(i) 

(ii) 

(iii) 

3. Your mother gave you cut fruits and some other things to make fruit chaat. Write the steps you followed.

Ans. (a) Input: Sprinkle chaat masala and a few drops of lemon juice.

(b) Process: Mix everything well.

(c) Output: Put the chaat in a bowl and it is ready to serve.

### Answers of Suggested Class Activities

A. Input:

(b) Water, electricity

(c) Corn

(d) Iron, electricity, clothes

(e) Washing machine, water, detergent, electricity, dirty clothes

Output:

Hot water

Popcorn

Ironed clothes

Clean clothes

B. 1. (b) 2. (b) 3. (a)

### Answers of Worksheet

I. 1. input 2. output 3. data 4. numbers; symbols  
5. pomegranate; juicer



- II. 1. False 2. False 3. True 4. True 5. False
- III. 1. The three-step process used by the computer is called the input, process output cycle or IPO cycle.
2. CPU.
3. Monitor.
4. Keyboard.
5. Data is what we provide to the computer through a keyboard. It forms the input given to the computer.



## 6. Typing with Notepad

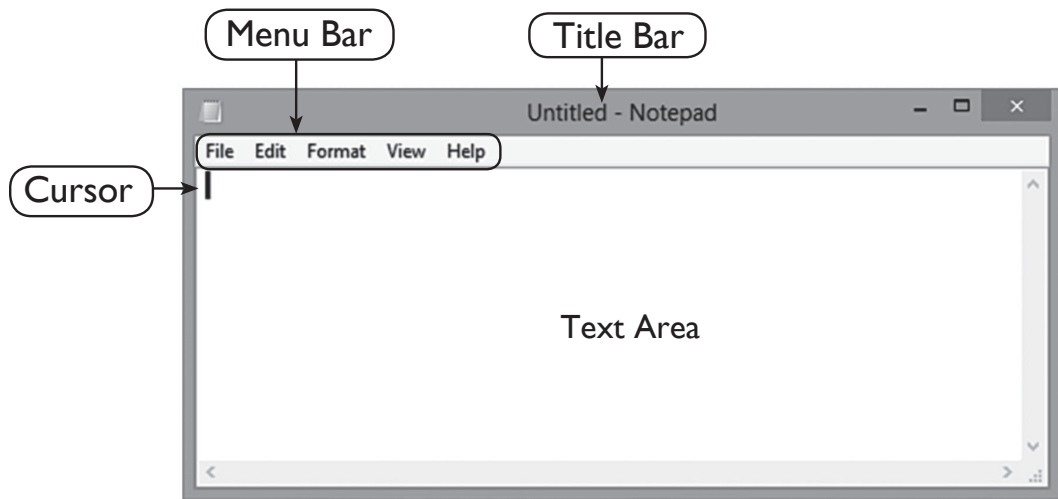
### Answers of Book

#### 6. Typing with Notepad

#### Activity Time!

Draw arrows and write the names of the different parts of the Notepad window given below.

Ans.



#### Computer Time

Open Notepad and type the text shown in the box below.

Ans. Do it yourself.

#### Computer Time

Open Notepad and type the following sentence:

Aanya and Shurya are classmates and friends.

Ans. Do it yourself.

## Do and Learn!

1. Fill in the blanks using words from the hint cloud.

Ans. (a) **Notepad** is a typing program.

(b) The Notepad program is present in Windows **Accessories**.

(c) The topmost bar of the Notepad window is the **Title** bar.

(d) **File** menu of Notepad has the Save command.

(e) The area where we type is called the **Text** area.

2. Rearrange the following steps in the correct order to start the Notepad program.

Ans. (a) Click the Windows button.

(b) On the Start screen, click the down-arrow key.

(c) Look for Windows Accessories.

(d) Click the Notepad program. The Notepad window opens.

3. Draw 😊 if correct and ☹️ if incorrect.

Ans. (a) Notepad is a program used for drawing and colouring. ☹️

(b) Notepad is present in the Accessories folder. 😊

(c) We cannot change the size of the text after typing in Notepad. ☹️

(d) We need to click the Edit normal menu to save a file. ☹️

(e) The Title bar shows the name of the program. 😊

## Activity Time!

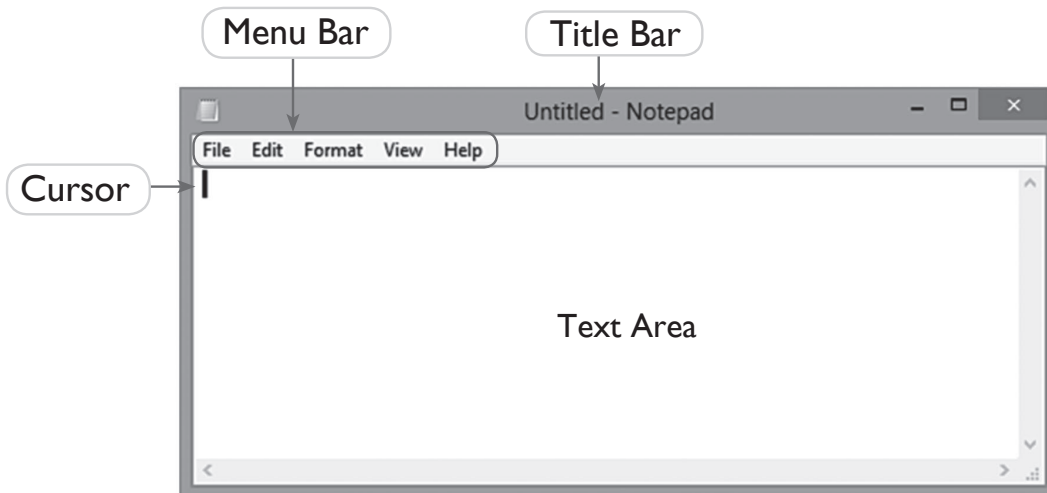
There are some jumbled up sentences in this Jungle Book picture. Make correct sentences and write them below. Also, type them in Notepad and save your document.



- Ans. (a) Baloo is big.  
 (b) I am Mowgli.  
 (c) Bagheera saved Mowgli.  
 (d) Sher Khan is the king.

### Answers of Suggested Class Activities


A.



- B. 1. Notepad. 2. File menu. 3. Edit menu. 4. Format menu.  
 5. Title bar.

**C. 1. Ctrl + N 2. Ctrl + S 3. Ctrl + O 4. Ctrl + C 5. Ctrl + V**

## **Answers of Worksheet**

- I. 1. font style; font size 2. line 3. typing 4. Scroll bar**
- II. 1. To open Notepad, follow these steps:**
- (a) Click the Windows button ()
  - (b) On the Start screen, click the down-arrow key.
  - (c) Look for Windows Accessories.
  - (d) Click the Notepad program. The Notepad window opens.
- 2. After typing the text in Notepad, we can change the size or style of the text or font according to our need. Let's learn how to do this by following these steps:**
- (a) Click the Format menu on the Menu bar.
  - (b) Select the Font option. The Font dialog box opens on the screen.
  - (c) Select the font, font style and size of your choice.
  - (d) Click the OK button and notice the change in the text.
- 3. Closing Notepad**
- (a) Before closing Notepad, save any files that you may have opened. Now, click the File menu.
  - (b) Select the Exit option. The Notepad program will close.  
You can also click the cross button (close button) on the right side of the window.
- III. 1. False 2. False 3. True**
- IV. 1. Title bar 2. Menu bar 3. Text Area 4. Scroll bar 5. Cursor**

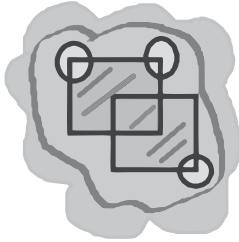
## 7. More About Paint

### Answers of Book

#### Activity Time!

Name any three Paint tools used to draw the following picture.

Ans.



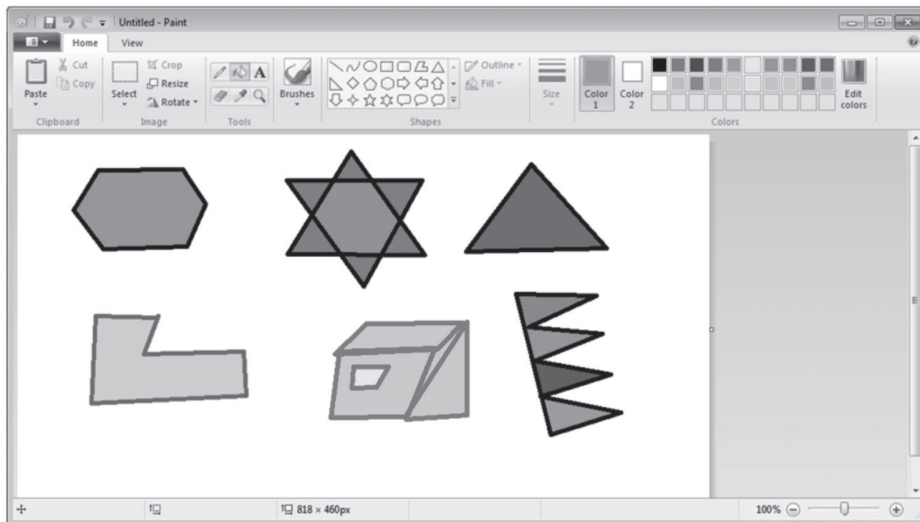
1. Rectangle tool

2. Oval tool

3. Pencil tool

#### Computer Time

The following picture shows different polygons drawn using the Polygon tool. Draw these in Paint and show them to your teacher.



Ans. Do it yourself.

## Computer Time


Draw the picture shown using the Paint program.



**Ans.** Do it yourself.

## Computer Time

Open Paint and draw the picture shown below. You may change the colours if you want.



**Ans.** Do it yourself.

## Do and Learn!

1. Fill in the blanks by choosing words from the options given.

Ans. (a) A pentagon (a five-sided shape) can be drawn with the help of the **Polygon** Paint tool.

(b) A rectangle with rounded corners can be drawn with the **Rounded rectangle** tool.

(c) In Paint, I will use the **Text** tool if I want to include text in my drawing.

(d) To save a drawing in Paint, click the **File** menu.

2. Draw 😊 if correct and ☹️ if incorrect.

Ans. (a) Polygon tool is used to draw a rounded rectangle. ☹️

(b) In Paint, the Curve tool is present in Tools group. ☹️

(c) The Text tool is used for typing. 😊

(d) If you want to pick a colour from your drawing, use Brushes tool. ☹️

(e) The Rounded rectangle tool draws a rectangle with pointed corners. ☹️

3. Sargun wants to draw a nice scenery using the Paint program. Can you suggest which Paint tools he can use to do each of the following?

Ans. (a) Draw a line while making a hut. **Line tool**

(b) Draw a circle for the sun. **Oval tool**

(c) Draw flowers of different shapes. **Brush tool**

(d) Fill yellow colour in the sun. **Fill with Color tool**

(e) Erase any mistakes made in the scenery. **Eraser tool**



## Computer Time

Open the Paint program and draw the following picture.



**Ans.** Do it yourself.

### Answers of Suggested Class Activities

- A.** 1. Fill with color   2. Eraser   3. Rectangle   4. Brushes   5. Text
- B.** 1. Oval tool   2. Shapes (star) tool  
3. Shapes (thunderbolt) tool   4. Shapes (heart) tool  
5. Shapes (diamond) tool

### Answers of Worksheet

- I.** 1. Text   2. Color Picker   3. fill large enclosed areas with colour  
4. attractive   5. File
- II.** 1. MS Paint is a special computer program that helps us draw and fill colours into drawing.  
2. Star, Triange, Diamond.

3. The text tool is used to insert text in our drawings.
4. This tool is used to fill colour in an enclosed shape.
5. The Drawing area is the part of the Paint window where we actually make our drawings.

III. 1. False 2. False 3. True 4. True 5. False

- IV.
1. Polygon tool
  2. Text tool
  3. Color Picker
  4. Rectangle tool
  5. Eraser tool

## 8. Computer Memory

### Answers of Book

#### Activity Time!

Test your memory by answering these questions.

- Ans.** 1. What is your best friend's name? \_\_\_\_\_  
2. What is your mother's best friend's name? \_\_\_\_\_  
3. Which hotel did you stay in when you went on vacation with your parents two years back? \_\_\_\_\_  
4. What is your neighbour's phone number? \_\_\_\_\_

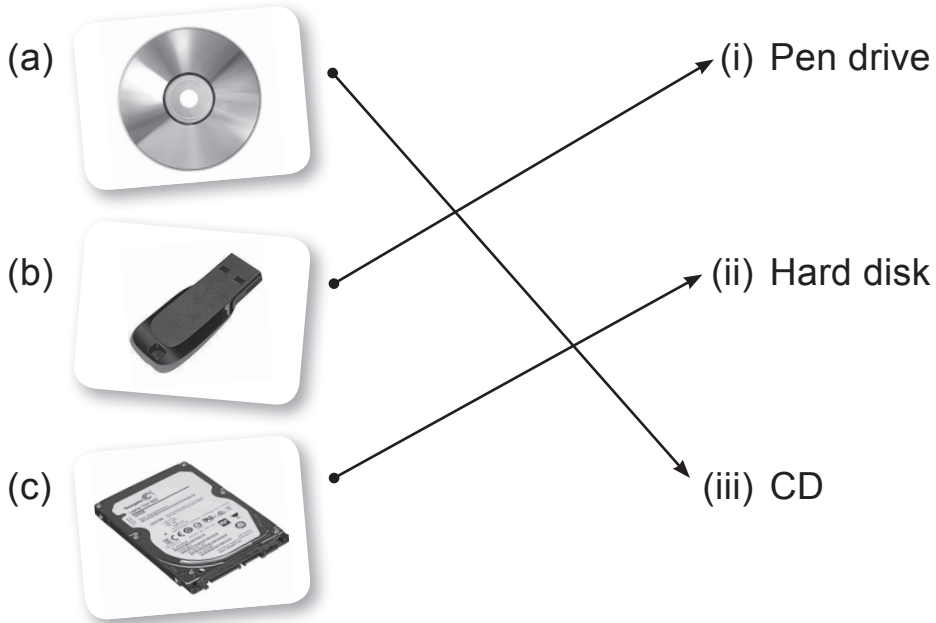
**Ans.** Do it yourself.

#### Do and Learn!

##### 1. Fill in the blanks.

- Ans.** (a) A computer's brain is known as MEMORY.  
(b) A computer stores things in its memory with the help of STORAGE devices.  
(c) CD stands for COMPACT Disc.  
(d) A DVD looks like a CD.  
(e) A pen DRIVE can be easily carried in a pocket.

**2. Match the following:**



**3. Look at the given picture carefully and write the following.**

- Ans.** (a) Number of pen drives : 4  
(b) Number of CDs : 5  
(c) Number of hard disks : 2  
(d) Number of DVDs : 2



## Answers of Suggested Class Activities

- A. 1. Moserbaer; Writex 2. Sony; Panasonic 3. Sandisk; Kingston  
4. Western Digital; Seagate Technology 5. Sony; Maxwell
- B. 1. Floppy disk 2. CD 3. DVD 4. Blu-ray disc
- C. Colour the 'Hard disk' and 'Pen drive' clouds.

## Answers of Worksheet

I. 1. 7 2. 10 3. 5

II.

Y	A	H	A	R	D	D	I	S	K	M	U	Y	J	R	E	L	H
E	H	J	V	A	Z	V	Q	F	L	O	P	P	Y	D	I	S	K
B	Y	W	D	M	Y	D	S	O	U	F	E	E	M	A	I	T	R
H	W	T	X	Y	C	S	M	H	J	V	N	S	C	M	K	O	M
E	B	B	G	M	C	V	C	G	D	C	D	V	Y	P	W	R	P
V	C	T	X	A	H	T	G	K	Y	L	R	C	Y	V	B	A	D
J	W	Y	E	B	Y	L	O	V	D	G	I	L	D	C	J	G	H
H	X	R	D	Y	U	D	Z	D	S	A	V	E	D	O	T	E	F
I	W	Z	C	A	I	O	S	A	X	M	E	M	O	R	Y	G	O



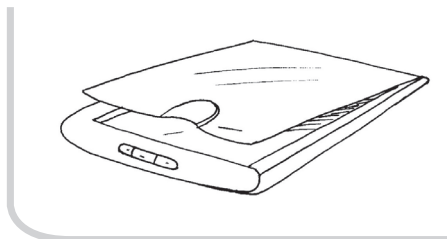

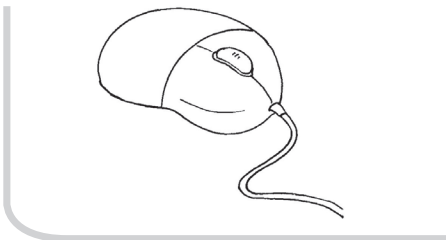
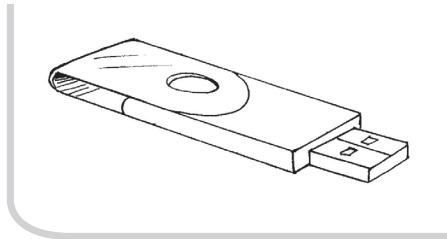
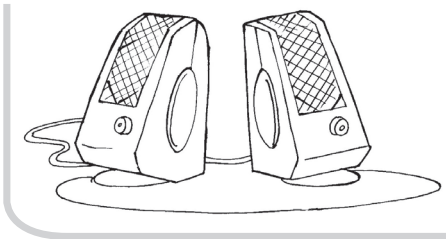
# TESTING TIME 1


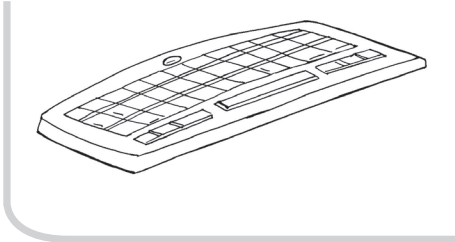
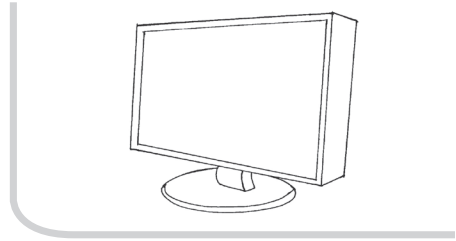
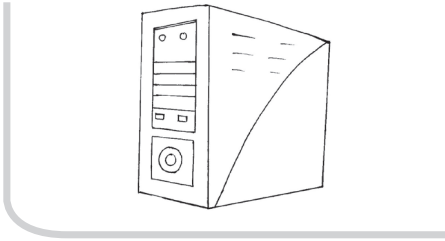
(Based on Lessons 1 to 3)

1. Fill in the blanks by choosing correct words form the cloud.

- Ans.** (a) A Supercomputer is a very big and powerful computer.  
(b) A computer that is also used for making phone calls is called a Smartphone.  
(c) A Printer is part of the computer that is used for printing.  
(d) Speakers are a part of a computer that produce sound.  
(e) Making the computer ready to work is called booting.

2. Colour the computer parts that are necessary to work on a computer with red colour and the parts without which you may still be able to work on a computer, with blue colour.





**Ans.** Do it yourself.

**3. Fill in the blanks to complete the steps to switch on a computer.**

**Ans.** (a) Switch on the power supply.

(b) Switch on the UPS.

(c) Switch on the CPU.

(d) Switch on the monitor.

**4. Write five things that you should avoid doing when using a computer. One has been done for you.**

**Ans.** (a) I should not eat or drink near the computer.

(b) I should not touch the wires of the computer.

(c) I should not fight with anybody while working on the computer.

(d) I should not clean the computer with a wet cloth.

(e) I should not press the keyboard keys very hard.



## TESTING TIME 2

(Based on Lessons 4 to 7)

1. From the following word grid, find names of any five keyboard keys and write their names in the given space.

Ans.

E	N	T	E	R	Q	E	T	Y	U
X	V	E	T	L	B	X	E	D	K
P	J	N	S	M	H	O	M	E	J
S	G	O	P	W	B	M	C	L	S
H	R	Y	A	Y	T	U	I	E	V
I	B	M	C	N	X	Z	D	T	E
F	R	L	E	W	N	A	O	E	D
T	S	V	B	G	J	P	J	Z	A
E	S	C	A	Z	X	Q	T	U	O
X	B	V	R	D	W	Q	E	N	D

2. Write whether each of the following is Input, Process or Output.

- Ans. (a) Cool air coming from an air conditioner. Output
- (b) Boiling of tea in the teapot. Process
- (c) Entering numbers in the calculator for adding. Input
- (d) Sound coming from speakers. Output
- (e) Putting food in the microwave for heating. Input

3. Navya has typed the following text in Notepad. Read it and answer the following questions.

- Ans. (a) Underline the words where Caps Lock is on. (GROWING)
- (b) Circle all the symbols (not numbers and letters) used in the text. (“ ”, & , ' and ,)
- (c) Count and write the number of times full stop is typed. (6)



- (d) Write the line number in which the full stop is not typed at the end of the sentence. (**Line no. 5**)
- (e) While typing this text, how many times did Navya pressed the Enter key? (**6 times**)

**4. Tick (✓) the correct option and write it in the blank.**

- Ans.**
- (a) The **Home** key moves the cursor to the beginning of a line.
  - (b) In the IPO cycle, P stands for **Process**.
  - (c) **Notepad** is a computer program used for typing.
  - (d) Processing is done by **CPU**.
  - (e) The Save option is part of the **File** menu in Notepad.









# TESTING TIME 3

(Based on Lessons 7 and 8)

## 1. Match the following:

- |  |   |                            |
|--|---|----------------------------|
| 1.  | → | (a) Color Picker tool      |
| 2.  | → | (b) Polygon tool           |
| 3.  | → | (c) Rounded Rectangle tool |
| 4.  | → | (d) Text tool              |

## 2. Who am I?

- |   |                   |
|---|-------------------|
| (a) I can help you type your name on your drawing in Paint.                                   | <u>Text tool</u>  |
| (b) I am a storage device having a round shape and a storage capacity more than that of a CD. | <u>CD/DVD</u>     |
| (c) I am the computer's brain.  | <u>Memory</u>     |
| (d) I store information inside the CPU box.   | <u>Hard disk</u>  |
| (e) I am a Paint tool and I help you make curved drawings.                                    | <u>Curve tool</u> |

3. Nitya has made a nice drawing in the Paint program. She wants to write her name and class on the drawing. Can you suggest the Paint tool she should use?

**Ans.** Text tool.

4. Saumya wants to copy a cartoon movie from her computer and give it to her friend in school. Which storage device should she use?

Ans. CD/DVD/Pen drive.

### PROJECT WORK

Ans. Do it yourself.

