

I. Aanya with Her Computer

Answers of Book


Do it Yourself

Colour the things that you see in your house.

Ans. Do it yourself.

Do it Yourself

1. Join the dots and complete the picture. Also, colour it.



Ans. Do it yourself.

2. Draw any five things that are not machines.

Ans. Do it yourself.

Do and Learn!

1. Fill in the blanks to complete the words.

Ans. (a) M A C H I N E S

(b) C O M P U T E R

(c) F A S T

(d) E L E C T R I C I T Y

2. Draw 😊 if correct and ☹️ if not correct.





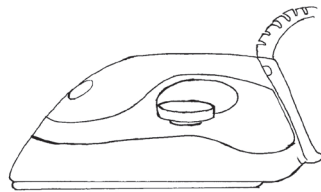

Ans. (a) A tree is a machine. ☹️

(b) Computers are very fast. 😊

(c) Computers do not get tired. 😊

(d) Computers are very useful machines. 😊

3. Colour the pictures of machines.



Ans. Colour the pictures of the iron, computer, mixie and washing machine.

Answers of Suggested Class Activities

1. Circle the fan, the clock and the monitor.
2. Circle the picture showing “Electricity”.
3. Colour the balloons with the following characteristics:
 1. Very fast
 2. Makes no mistakes
 3. Does not get tired
 4. Saves time

Answers of Worksheet

- I. Do it yourself.
- II. 1. easy 2. fast 3. Machines 4. many
- III. Do it yourself.






2. Aanya's Computer Can Help Her

Answers of Book

Do it Yourself

Match each of Aanya's pictures with the correct sentences.


Ans.

1.			(a) Aanya is using her computer to watch a cartoon film.
2.			(b) Aanya is enjoying music on her computer.
3.			(c) Aanya is playing a game on her computer.
4.			(d) Aanya is doing her homework using her computer.

Do it Yourself

Ans. Computers are also used in this place. Can you guess this place?

Write it here. Hotel



Activity Time!

Count and Write.



- Ans.** 1. How many people are using a computer? Three
2. How many people are not using a computer? Two
3. How many computers do you see in the picture? Six

Do and Learn!

1. Fill in the blanks to complete the names of places where computers are used.

Ans. (a) H O S P I T A L

(b) S C H O O L


(c) B A N K

(d) O F F I C E

2. Draw 😊 if correct and ☹️ not correct.

- Ans. (a) A computer can do farming. ☹️
 (b) We can use a computer to listen to music. 😊
 (c) A computer can help you in your homework. 😊
 (d) Computers are not used in hospitals. ☹️

3. Join the dots to complete the picture. Also fill colours of your choice.



Ans. Do it yourself.

Answers of Suggested Class Activities

A. Tick the following pictures: 1. Play Games 2. Find information
 3. Type letters 4. Draw 5. Book Tickets

B.

S	O	F	F	I	C	E	B	C	S	H	O	P	B
R	E	H	O	U	S	E	V	N	T	S	Q	K	H
C	E	Y	O	T	R	Z	Q	M	A	L	L	N	O
R	V	J	K	M	N	I	W	W	T	R	S	F	T
A	I	R	P	O	R	T	Q	L	I	P	Y	I	E
I	G	E	S	U	O	H	H	Y	O	Z	M	W	L
S	C	H	O	O	L	D	Z	P	N	W	L	I	O

Answers of Worksheet

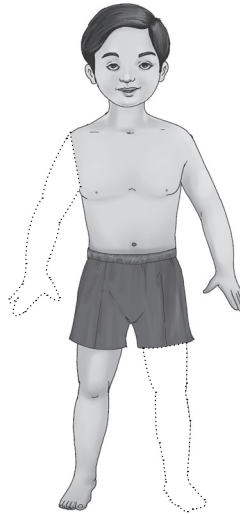
- I. 1. home 2. hospitals 3. office 4. aeroplanes 5. school
- II. 1. ✗ 2. ✓ 3. ✗ 4. ✓ 5. ✗ 6. ✓
- III. 1. (a) 2. (b) 3. (b) 4. (a) 5. (a)

3. Parts of a Computer

Answers of Book

Do it Yourself

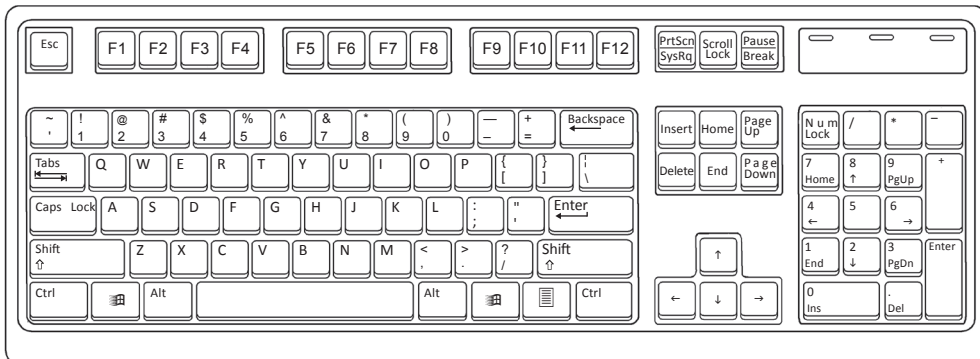
The picture of a boy given below has some missing body parts. Draw the missing parts to complete the picture.



Ans. Do it yourself.


Do it Yourself

1. In the keyboard shown below, colour the letters of your first name with red colour and colour your roll number with blue colour.



Ans. Do it yourself.

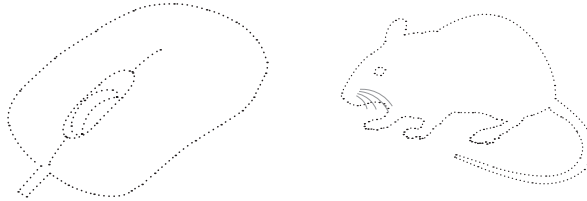
2. Sit in front of a computer in your school or at home. Write the missing letters on the keys shown in the picture of a keyboard.



Ans. The missing letters are (from top to bottom): E, O, F, L, X, M.

Activity Time!

Join the dots of the pictures of a computer mouse and a real mouse given below. Also, colour the pictures.



Ans. Do it yourself.

Do and Learn!

1. From the following box, count and write.



- Ans.** (a) Number of keyboards: 5 (b) Number of mouse: 6
(c) Number of CPU boxes: 4 (d) Number of monitors: 5

2. Fill in the blanks to make correct words.

- Ans.** (a) M O N I T O R (b) M O U S E
(c) C P U B O X
(d) K E Y B O A R D

3. Draw 😊 if correct and ☹️ if not correct.

- Ans.** (a) The full form of the CPU is Central Public Unit. ☹️
(b) The monitor looks like a TV. 😊
(c) The keyboard is used for typing. 😊
(d) The mouse is the brain of the computer. ☹️

Answers of Suggested Class Activities

- A.** 1. Do it yourself. 2. Do it yourself.
B. 1. CD-ROM/DVD drive 2. CPU box 3. Keyboard 4. Mouse
5. Monitor 6. Speakers
C. Do it yourself.

Answers of Worksheet


- I.** Do it yourself.
II. 1. False 2. True 3. True 4. False 5. True 6. True
III. 1. Printer 2. CPU 3. Mouse 4. Keyboard 5. Monitor
IV. 1. PRINTER 2. CPU 3. KEYBOARD 4. MONITOR

4. Let's Type

Answers of Book

Do it Yourself


1. Colour only the keyboard in the picture showing different parts of the computer.



Ans. Do it yourself.

2. Can you colour all the alphabet keys on this keyboard with red colour?

Ans.



Activity Time!

Choose the correct words from the balloons and fill in the blanks.

- Ans. 1. We type with the help of a keyboard
2. A computer keyboard has 26 alphabet keys.
3. We type words by pressing the keys.

Do it Yourself

Write your name on the Spacebar key shown above.

Ans. Do it yourself.

Activity Time!

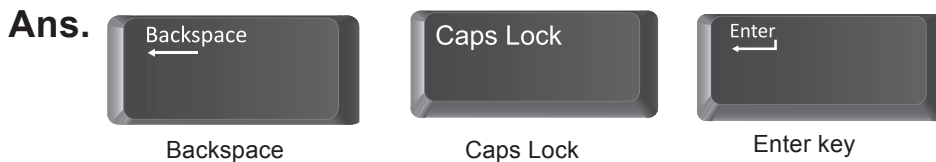
Write the following in the space provided.

1. Your full name in capital letters.
2. The name of your favourite fruit in small letters.
3. The name of your favourite colour with only the first letter in capital.

Ans. Do it yourself.

Do and Learn!

1. Draw the following keys of the keyboard.




2. In the following grid, find the names of the keys given in the clouds.

Ans.

M	Z	K	Q	N	V	E	R	Y	S
A	V	E	T	L	B	X	E	D	P
L	J	W	S	S	T	Q	T	B	A
P	G	X	P	W	B	M	C	L	C
H	R	Q	A	D	E	L	E	T	E
A	B	Z	C	N	X	Z	D	T	B
B	A	C	K	S	P	A	C	E	A
E	S	Q	B	G	J	P	J	Z	R
T	P	Z	I	S	T	C	R	U	D
X	B	M	B	N	J	T	K	W	A

3. Fill the missing keys on this keyboard.

Ans.



4. Count and write.

(a) How many numbers keys does a keyboard have?

Ans. 20.

(b) Which keys are two in number on the keyboard?

Ans. Ctrl and Shift keys.

(c) How many keys have special symbols?

Ans. Different keyboards have different number of keys having special symbols. The teacher should guide the students in answering this question.

(d) How many alphabet keys are there on the keyboard?

Ans. 26.

Answers of Suggested Class Activities

A. Do it yourself.


B. 1. 26 2. 10 3. 1 4. 2 5. 2

C.

I	C	A	P	S	L	O	C	K	B
O	K	A	E	Y	V	P	M	I	A
M	Y	L	S	O	N	Z	R	T	C
E	O	P	J	T	U	R	L	D	K
R	N	H	N	A	M	Q	O	A	S
S	P	A	C	E	B	A	R	R	P
P	K	B	Z	N	E	P	T	R	A
C	R	E	M	T	R	M	N	O	C
I	A	T	J	E	F	V	U	W	E
L	M	Q	W	R	O	D	W	K	X

Answers of Worksheet

- I. Do it yourself.
- II. (b)
- III. 1. False 2. False 3. False 4. False 5. True 6. True
- IV. 1. three 2. spacebar 3. alphabet 4. number
- V.

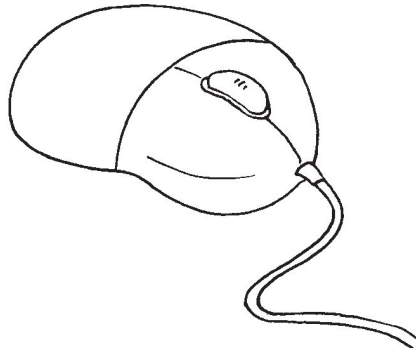


5. Mousing Around

Answers of Book

Do it Yourself

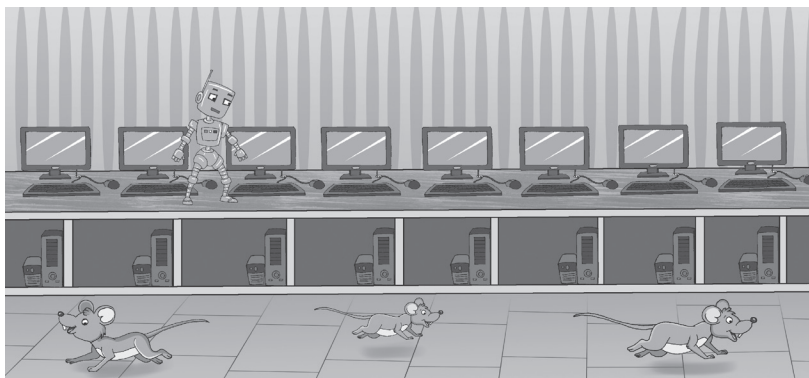
Colour the left and right mouse buttons with different colours.



Ans. Do it yourself.

Activity Time!

Mr Robo's lab has many computers. But he saw some real mice running around in the lab. Can you count the number of computer mouse and the number of real mice?



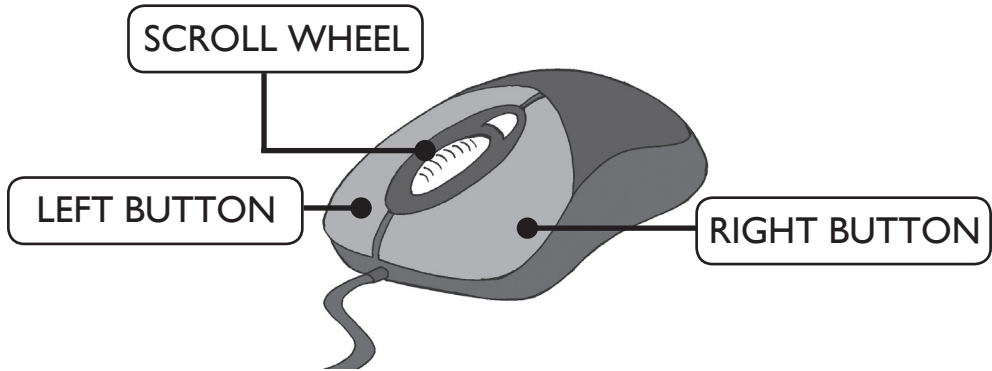
Ans. Number of computer mouse: 8

Number of real mice: 3

Do and Learn!

1. Label the parts of the mouse. One has been done for you.

Ans.



2. Draw 😊 if correct and ☹️ if incorrect.

Ans. (a) A cat will run after a computer mouse.



(b) A computer mouse helps you draw or select things on the monitor.



(c) Pressing the button on the computer mouse is known as clicking.



(d) A computer mouse can move from one place to another on its own.



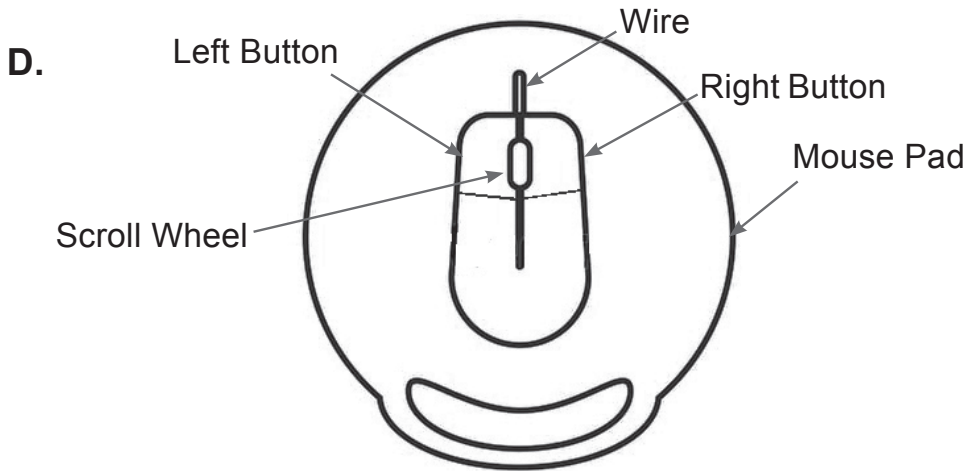
Answers of Suggested Class Activities

A. 1. Do it yourself. 2. Do it yourself.

B. 1. (a) 2. (b) 3. (b)

C.

A	T	D	G	E	O	Q	B	U	P	T	P	Q	C	B
T	H	R	E	E	B	U	T	T	O	N	S	R	K	N
J	N	A	V	B	O	Y	A	E	I	Q	F	P	W	V
J	Y	W	E	P	L	K	I	R	N	E	K	L	B	A
S	Q	W	S	M	A	L	L	P	T	Q	R	P	W	V
P	E	P	L	A	Y	G	A	M	E	S	A	G	R	R
V	G	C	Z	V	I	N	K	D	R	A	G	A	T	S
Q	R	P	E	E	K	S	E	L	E	C	T	K	N	V
V	S	M	O	V	E	S	F	A	S	T	N	Q	C	B
J	Y	W	E	P	L	K	I	R	N	E	K	L	B	A
A	T	D	G	E	O	Q	B	U	P	T	P	Q	C	B
V	G	C	Z	V	I	N	K	D	R	A	G	A	T	S



Answers of Worksheet

- I. 1. left; two 2. move 3. mouse pad 4. wire 5. drawings
- II. 1. (e) 2. (b) 3. (d) 4. (a) 5. (c)
- III. 1. clicking 2. draw 3. tail 4. small 5. Double-clicking
- IV. 1. X 2. ✓ 3. X 4. ✓ 5. ✓

6. Aanya Learns to Paint

Answers of Book

Activity Time!

Write the missing letters to complete the words.

- Ans. 1.

P	A	I	N	T
---	---	---	---	---
2.

T	O	O	L	S
---	---	---	---	---
3.

R	I	B	O	O	N
---	---	---	---	---	---

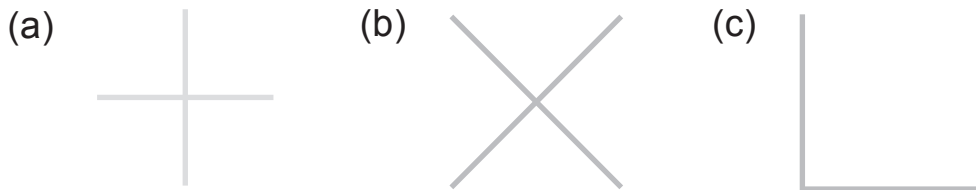
Activity Time!

Draw the Line tool in this box.



Computer Time


Draw these figures using the Line tool.



Ans. Do it yourself.

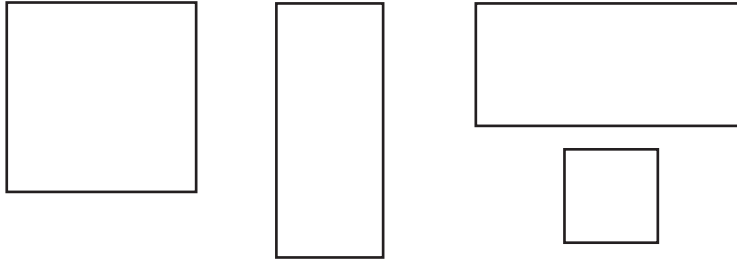
Activity Time!

1. Join the dots to draw a rectangle and a square.



Ans. Do it yourself.

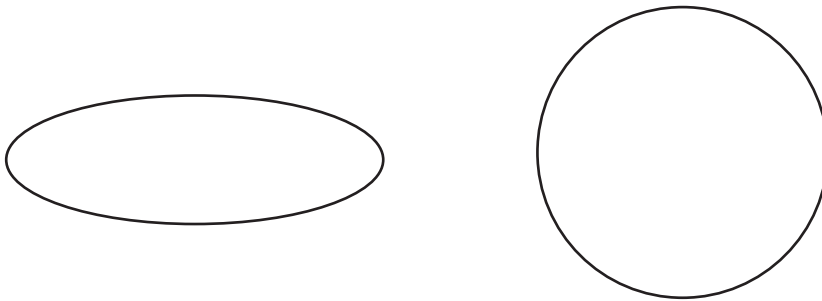
2. Colour the rectangles with green colour and the squares with blue colour.



Ans. Do it yourself.

Activity Time!

Colour the circle with blue colour and the oval with red colour.



Ans. Do it yourself.


Activity Time!


Draw the Color box shown in the picture above. Fill the colours also as shown.


Ans. Do it yourself.


Do and Learn!


1. Match the tools with their names.


Ans. 1.  (a) Eraser tool

2.  (b) Oval tool

3.  (c) Rectangle tool

4.  (d) Brush tool

5.  (e) Fill with color tool

6.  (f) Line tool

2. Draw 😊 if correct and ☹️ if incorrect.

- Ans. (a) We cannot draw on a computer. ☹️
- (b) The Line tool is used to draw straight lines. 😊
- (c) We can make a square using the Oval tool. ☹️
- (d) We cannot erase our drawing on the computer. ☹️

3. Rearrange the letters to form the correct words.

- Ans. (a) E R A S E R
- (b) L I N E
- (c) O V A L
- (d) R E C T A N G L E

Computer Time

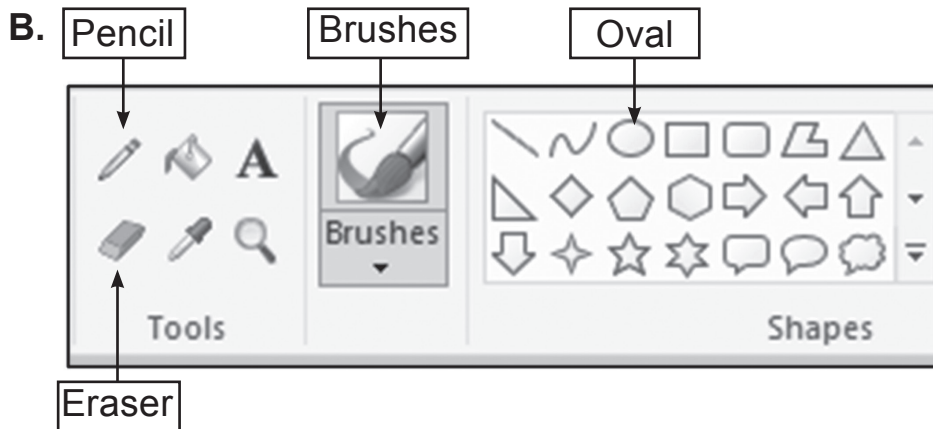
Draw and colour the following shapes in Paint. Choose your own colours and have fun!



Ans. Do it yourself.

Answers of Suggested Class Activities

A. 1. Line tool 2. Pencil tool 3. Oval tool 4. Color box
5. Fill with color tool



Answers of Worksheet

- I. 1. Text tool 2. custom 3. Airbrush 4. beautiful 5. Text tool
- II. 1. T 2. F 3. F 4. F 5. T
- III. 1. (a) 2. (a) 3. (a)
- IV. 1. (b) 2. (c) 3. (a)






7. Computer Storage

Answers of Book

Do it Yourself

Where are the following stored? Match the words with the things they are stored in. One has been done for you.


Ans.

Money	Clothes	Books	Shoes	Ice cream
				

Do and Learn!

1. Match the following pictures with their names.

Ans. 1.



2.



3.



4.



(a) Pen Drive

(b) DVD

(c) Internal Memory

(d) CD

2. From the following picture, count and write.

- Ans.** (a) Number of CDs: 4
(b) Number of pen drives: 5
(c) Number of memory chips: 3

Answers of Suggested Class Activities

- A.** 1. (c) 2. (a) 3. (b)
B. Drawing of a tree ✓ ; A photograph of your mother ✓ ;
Drawings of different shapes ✓ ; A list of birthday gifts ✓ ;
C. 1. Pen drive 2. CD 3. DVD
D. Do it yourself.

Answers of Worksheet


- I.** 1. False 2. True 3. False 4. True 5. False
II. 1. Pen drives; CDs 2. Refrigerator 3. storing 4. Pen drives
III. 1. They are kept in the refrigerator.
2. Data from a computer can be stored on storage devices such as CDs, DVDs, pen drives, etc.
3. In my school bag. 4. In the cupboard. 5. On a pen drive, CD or DVD.



TESTING TIME 1


(Based on Lessons 1 to 3)


1. Identify and colour the pictures of things that are not man-made.





Ans. Colour the pictures of tree, sun, ball, clouds, moon and stars, mountains, bat, pillow and flower.


2. Match the following.

1.  (a) CPU Box

2.  (b) Mouse

3.  (c) Keyboard

4.  (d) Monitor

5.  (e) Not a computer part


3. Look at the pictures and complete the words where computers are being used.

(a) S C H O O L



H O S P I T A L

(c) M A L L



A I R P O R T








TESTING TIME 2

(Based on Lessons 4 to 7)

1. Draw 😊 if correct and ☹️ if incorrect.

- Ans. (a) The keyboard has 35 alphabet keys. ☹️
 (b) CPU stands for Central Processing Unit. 😊
 (c) When we press the right mouse button, it is called click. 😊
 (d) The Paint program is used for typing. ☹️
 (e) A CD can store more information than a DVD. ☹️

2. Circle the correct Paint tool used for:

- Ans. (a) Drawing a straight line 
 (b) Drawing a rectangle 
 (c) Filling colour in a shape 
 (d) Erasing a shape 
 (e) Free-hand drawing 

3. (a) I am round in shape and my name starts from the letter 'D'. **DVD**
 (b) I am also round but I can store less information than the name you guessed in (a). **CD**
 (c) I come in many shapes and sizes and I can go to your school in your pocket. **Pen drive**

4. Colour the keys of the keyboard that will be used for typing the following words:

- (a) FLOWER (b) YEAR 2019 (c) CD/DVD (b) COMPUTER

Ans. Do it yourself.

PROJECT WORK

Ans. Do it yourself.